


Nagar Palika Mangrol
Solid Waste Management Parameters and Compliance as per NGT order Dated 16/04/2019 (Para No 11)

Sr. No	Key Parameters/ Indicators and their Timeline in MSW Rules	Description of Parameters/Indicators for physical evaluation	Time Line	Key Points
1	Door to Door Collection	Door to door collection of segregated solid waste from all households including slums and informal settlements, commercial, institutional and other nonresidential premises . Transportation in covered vehicles to processing or disposal facilities	Achieved	<ul style="list-style-type: none"> No of HH's:- 5530 No of Wards:- 35 No of Wards Covered with D2D:-35 No of Vehicles for D2D:- 4 100% D2D collection is being done everyday. 100% segregation is being done in 5 wards. Segregation awareness activities in remaining 30 wards have been started.
2	Source Segregation	Segregation of waste by households into Biodegradable, non-biodegradable, domestic hazardous	April 2020	<ul style="list-style-type: none"> No of Wards Fully Covered with Source Segregation:- 5 No of Wards partially Covered with Source Segregation:- 20 No of wards not covered with source segregation :-10
3	Litter Bins & Waste Storage Bins	Installation of Twin-bin/ segregated litter bins in commercial & public areas at every 50-100 meters . Installation of Waste storage bins in strategic locations across the city, as per requirement (Unless Binless) Elimination of Garbage Vulnerable Points .	Jan 2020	<ul style="list-style-type: none"> Twin bin installed in manjor commercial area and public area :- 20 No of Garbage Vulnerable Points Existing:- 2 No. of Garbage Vulnerable Points Eliminated:- 2


 अधिशासक अधिकारी
 नगर पालिका मांगरोल


Solid Waste Management Parameters and Compliance as per NGT order Dated 16/04/2019 (Para No 11)

Sr. No	Key Parameters/ Indicators and their Timeline in MSW Rules	Description of Parameters/Indicators for physical evaluation	Time Line	Key Points
4	Transfer Stations	Installation of Transfer Stations instead of secondary storage bins in cities with population above 5 lakhs.	Achieved	<ul style="list-style-type: none"> Transfer Station –NIL Population of Mangrol is below 5 Lakh.
5	Separate Transportation	<p>Compartmentalization of vehicles for the collection of different fractions of waste.</p> <p>Use of GPS in collection and transportation vehicles to be made mandatory at least in cities with population above 5 lakh along with the publication of route map.</p>	Achieved	<ul style="list-style-type: none"> No. of vehicles with compartmentalized:- 4 Amount of Total Solid waste collected (TPD) :- 10 Tons GPS in all Vehicles i.e. - 4 For domestic hazardous waste and for "gaay ki roti" containers will be installed.
6	Public Sweeping	All public and commercial areas to have twice daily sweeping, including night sweeping and residential areas to have daily sweeping.	Achieved	<p>Reports of sweeping</p> <ul style="list-style-type: none"> No of Commercial Areas :- 4 (sweeping done twice daily) 10 sweepers are deployed for night sweeping All Major public and residential area:- daily sweeping


 अधिशासी अधिकारी
 नगर पालिका मंगल

Solid Waste Management Parameters and Compliance as per NGT order Dated 16/04/2019

Sr. No	Key Parameters/ Indicators and their Timeline in MSW Rules	Description of Parameters/Indicators for physical evaluation	Time Line	Key Points
7	Waste Processing Wet Waste, Dry Waste, MRF Facility	Separate space for segregation, storage, decentralised processing of solid waste to be demarcated Establishing systems for home/decentralised and centralized composting Setting up of MRF Facilities.	Achieved Partially and fully complete by may 2020	<ul style="list-style-type: none"> MRF Facilities :- under progress Amount of Solid Waste Collected (TPD): 10 Amount of Wet Waste Processed (TPD):-0 Amount of Dry Waste Processed (TPD):- 0 Amount of Waste untreated (TPD):- 10
8	Scientific Landfill	Setting up common or regional sanitary landfills by all local bodies for the disposal of permitted waste under the rules Systems for the treatment of legacy waste to be established.	MAY 2020	<ul style="list-style-type: none"> DPR Preparation Is UNDER PROCESS
9	C&D Waste	Ensure separate storage, collection and transportation of construction and demolition wastes.	Feb 2020	<ul style="list-style-type: none"> No of Vehicles for C&D waste Collection and transportation:- 1 Amount of C&D Waste Collected (TPD):- 0.4 ton Amount of C&D waste Treated/Recycled(TPD):- 0 Amount of C&D waste Dumped (TPD):- 0.4 ton (in low lying areas)


 अधिशामी अधिकारी
 नगर पालिका माँगरोल

Solid Waste Management Parameters and Compliance as per NGT order Dated 16/04/2019

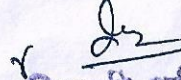
Sr. No	Key Parameters/ Indicators and their Timeline in MSW Rules	Description of Parameters/Indicators for physical evaluation	Time Line	Key Points
10	Plastic Waste	Implementation of ban on plastics below <50 microns thickness and single use plastics. Also Compliance of Plastic Waste as per Rule 05 and 06 of PWM Rules 2016	Achieved and in process regularly	<ul style="list-style-type: none"> Ban of Plastics bags:- Notification issued by state GOVT. On 27.07.2010 Recycle of Plastic Waste :-0.11 ton Sent to ACC Cement Plant lakheri Distt. Bundi (through nagar parishad baran) Amount of Plastic waste Collected (TPD):- 0.11 T (Seized from 16 Dec 18 to May 2019) Amount of Plastic Waste recycled (TPD):-0.11 T Amount of Plastic Waste Dumped Untreated(TPD):- 0
11	Bulk Waste Generators (BWGs)	Bulk waste generators to set up decentralized waste processing facilities as per SWM Rules, 2016.	Achieved	<ul style="list-style-type: none"> No BWG.
12	RDF	Mandatory arrangements have to be made by cement plants to collect and use RDF, from the RDF plants, located within 200 kms.	JUN 2020	<ul style="list-style-type: none"> Total Dry Waste generated in city (TPD) :- NIL Total Dry Waste Processed (TPD) :- NIL Total RDF given to Cement Factory :- NIL RDF Shall sent to cement plant:- Yes, Soon in compliance
13	Preventing solid waste from entering into water bodies	Installation of suitable mechanisms such as screen mesh, grill, nets, etc. in water bodies such as nallahs, drains, to arrest solid waste from entering into water bodies.	Achieved	<ul style="list-style-type: none"> Grating has been installed at 3 locations (storm water drains, nallahs, etc.) to arrest solid waste entering into water bodies.

4


अधिशर्षा अधलकरी
 नगर पाललका माँगरौल

Solid Waste Management Parameters and Compliance as per NGT order Dated 16/04/2019

Sr. No	Key Parameters/ Indicators and their Timeline in MSW Rules	Description of Parameters/Indicators for physical evaluation	Time Line	Key Points
14	User Fees	Waste Generators paying user fee for solid waste management, as specified in the bye-laws of the local bodies.	March 2020	<ul style="list-style-type: none"> USER FEE:- 0
15	Penalty Provision	Prescribe criteria for levying of spot fine for persons who litters or fails to comply with the provisions of these rules and delegate powers to officers or local bodies to levy spot fines as per the byelaws framed.	Compliance Done	<ul style="list-style-type: none"> Total Penalty Collected :- 2000 (from 16 December onwards) From littering :- 2000 From BWG :- NA
16	Notification of Bye Laws	Frame bye-laws incorporating the provisions of MSW Rules, 2016 and ensuring timely implementation.	Compliance Done	<ul style="list-style-type: none"> Bye laws notified by DLB. Notification also issued in new paper.
17	Citizen Grievance Redressal	Resolution of complaints on Swachhata App within Service Level Advisory.	Achieved and in process	<ul style="list-style-type: none"> ULB Helpline Number (07457223203) Swachhata App: Sampark Portal:
18	Monitoring Mechanism	States/ULBs to update month wise targets/action plans on the online MIS.	Compliance Done	<ul style="list-style-type: none"> Monitoring is being in progress.


 अधिशासी अधिकारी
 नगर पालिका माँगल

Department of Local Self Government Rajasthan, Jaipur			
Divisional Level Summary Sheet for NGT case 606/2018			Division Name:-Kota
S.No	Action Point	Actionable Points	Number of ULB's:- Mangrol
1	Door to Door Collection	No of wards	35
		No of Wards Covered with D2D	35
		No of Vehicles for D2D	4
2	Source Segregation (75% Segregation)	No of Wards Fully Covered with Source Segregation	5
		No of Wards partially Covered with Source Segregation	30
3	Litter Bins & Waste Storage Bins	No. of Twin bin installed in commercial and Public Area	0
		No of Garbage Vulnerable Points Existing	2
		No. of Garbage Vulnerable Points Eliminate	2
4	Transfer Station	No. of Transfer Station only for above 5 lakh population ?	0
		No. of Temporary Transfer Station (If any)	0
5	Separate Transportation	No. of vehicles with twin compartments along with Domestic Hazardous Waste	2
		Amount of Total Solid waste collected (TPD) (As per 2011 population) (300-350g/c/d)	10
6	Public Sweeping	No of sweepers in Residential Area	40
		No of sweepers in Commercial Areas	28
		No of sweepers for night sweeping	10
7	Waste Processing, A. Wet Waste,	Amount of Wet Waste Collected (TPD) (40-50% of total waste)	0.6
		Amount of Wet Waste Processed (TPD)	0
	B. Dry Waste, MRF Facility	Whether the MRF plant is available or not? (Yes/No)	No
		IF yes than Capacity of MRF (TPD)	NA
		Amount of Dry Waste Collected (TPD) (50-60% of total waste)	0.2
		Amount of Dry Waste Processed (TPD)	0
No of Rag pickers at MRF/ Sorting Facilities	0		
8	Scientific Landfill	Amount of Legacy Waste at Dumpsite (cubic meters)	810
9	C&D Waste	No of Vehicles of C&D waste Collection and transportation	1
		Amount of C&D Waste Generated (TPD) (10-20% of total waste)	0.4
		Amount of C&D Waste Collected (TPD)	0.4
		Amount of C&D waste Reuse (TPD)	0


 अधिशाषी अधिकारी
 नगर पालिका माँगरोल

10	Plastic Waste Total (Plastic carry bags seized and disposed was 123 Tons till July 2019. Remaining Months need to be given i.e. Aug., Sept., Oct, Nov, Dec 2019)	Amount of Plastic waste Collected (TPD) <i>(3 - 4% of total waste)</i>	0
		Amount of Plastic Waste recycled (TPD) <i>(Kabadi Valas at MRF)</i>	0
		Amount of Plastic Waste recycled (TPD) <i>(cement factories)</i>	0
		Amount of Plastic carry bags seized (in kg) from Aug 2019 to Dec 2019	35KG
		Amount of Plastic carry bags sent to cement factory (in kg) from Aug 2019 to Dec 2019	0
		Total Penalty Collected from form Aug 2019 to Dec 2019	0
		11	Bulk Waste Generators
Total Numbers of Composting machine installed/ Pit Composting	0		
Total Capacities of Compost Machines (in Kg)	0		
List (Including Name, Registration number, Address, Contact Details of BWG <i>(Provide as a separate annexure)</i>	0		
Total user charges collected from BWG (In Rs)	0		
Total Penalties collected from BWG (In Rs)	0		
12	RDF		
		13	Preventing solid waste from entering into water bodies
14	User Fee		
		15	Penalty Provision
16	Notification of Bye Laws		
17	Citizen Grievance Redressal	Total complaint received	18
		Total complaint resolved	18
18	Monitoring Mechanism	Whether ULB has uploaded details of Cases on Website of ULB's ? (Yes/No)	YES


 अधिकाारी
 नगर पालिका मा. न. न.