

NAGAR PARISHAD ALWAR
Balance Sheet As on 31st March 2016


LIABILITIES	Schedule	31st March 2016	31st March 2015
		(Amount)	(Amount)
<u>RESERVE & SURPLUS</u>			
Municipal (General) Fund	1	61,570,429.48	46,230,993.68
Earmarked Funds	2	91,266,456.11	85,602,503.11
Reserve & Surplus	3	212,711,399.00	192,313,219.00
Total Reserve & Surplus (A)		365,548,284.59	324,146,715.79
<u>GRANT/ CONTRIBUTION FOR SPECIFIC PURPOSE</u>			
Grant/Contribution for Specific purpose	4	262,470,185.73	154,921,823.73
Total Grant/Contribution (B)		262,470,185.73	154,921,823.73
<u>LOANS</u>			
Secured Loan	5	15,000,000.00	18,000,000.00
Total Loans (C)		15,000,000.00	18,000,000.00
<u>CURRENT LIABILITIES & PROVISIONS</u>			
Sundry Deposits	6	11,444,796.00	11,599,049.00
Statutory Liabilities	7	11,373,077.00	10,529,033.00
Other Liabilities	8	661,360.00	1,425,464.00
Provisions	9	409,000.00	306,750.00
Total Current Liabilities and Provisions (D)		23,888,233.00	23,860,296.00
TOTAL LIABILITIES (A+B+C+D)		666,906,703.32	520,928,835.52

Notes to Accounts and Accounting Policies 27

As per our Report of even date attached


 Krishna Kumar Chhanani
 Partner, K K Chanani & Associates
 Chartered Accountants
 FRN NO. 322232E
 Membership No .056045




 आयुक्त
 EO/Commissioner
 नगर परिषद, अलवर (राजस्थान)
 सहकाय सहायिका
 CAO/ Sr. A-O
 नगर परिषद, अलवर



Kolkata, the 21st June April, 2017

NAGAR PARISHAD ALWAR
Balance Sheet As on 31st March 2016


ASSETS	Schedule	31st March 2016	31st March 2015
		(Amount)	(Amount)
FIXED ASSETS			
Gross Block	10	353,988,395.00	318,562,246.00
Depreciation Fund	11	96,810,492.00	69,510,677.00
Net Block		257,177,903.00	249,051,569.00
Total Fixed Assets (A)		257,177,903.00	249,051,569.00
INVESTMENTS			
General Fund Investments	12	204,813,237.00	92,719,361.00
Specific Fund Investments	13	91,266,456.11	85,602,503.11
Total Investments (B)		296,079,693.11	178,321,864.11
CURRENT ASSETS, LOAN & ADVANCES			
Cash & Bank Balances	14	110,308,358.15	90,162,653.35
Loans, Advances and Deposits	15	3,340,749.06	3,392,749.06
Total Current Assets, Loans & Advances (C)		113,649,107.21	93,555,402.41
TOTAL ASSETS(A+B+C)		666,906,703.32	520,928,835.52

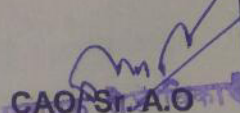
Notes to Accounts and Accounting Policies 27

As per our Report of even date attached


 Krishna Kumar Chanani
 Partner, K K Chanani & Associates
 Chartered Accountants
 FRN NO. 322232E
 Membership No .056045






 EO/Commissioner
 नगर पंचायत, अलवर (राज.)


 CAO/Sr. A.O.
 नगर पंचायत, अलवर (राज.)

Kolkata, the 21st Teene April, 2017



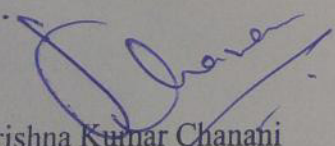
NAGAR PARISHAD ALWAR
Income and Expenditure Statement for the year ended on 31st March 2016

PARTICULARS	Schedule	31st March 2016	31st March 2015
		(Amount)	(Amount)
INCOME			
Income from Taxes	16	33,135,621.00	21,036,757.00
Assigned Compensations	17	165,732,000.00	150,665,000.00
Rental Income from Municipal Properties	18	4,962,170.00	3,859,012.00
Fees and User Charges	19	30,678,089.80	34,700,852.00
Revenue Grants, Contributions and Subsidies	20	88,098,461.00	33,690,197.00
Income from Corporation Assets and Investment	21	6,471,159.00	5,600,882.28
Miscellaneous Income	22	31,201.00	26,645.00
Total Income		329,108,701.80	249,579,345.28
EXPENDITURE			
Establishment Expenses	23	151,977,000.00	146,956,467.00
General Administrative Expenses	24	7,939,002.00	7,687,494.00
Public Works	25	117,408,599.00	106,849,684.00
Miscellaneous Expenses	26	9,144,850.00	4,877,622.00
Depreciation During the Year	11	27,299,815.00	26,089,843.00
Total Expenditure		313,769,266.00	292,461,110.00
Surplus\ Deficit before adjustment of prior period items and Depreciation		15,339,435.80	(42,881,764.72)
Less; Prior Period Items		-	-
Less: Prior Period adjustment of Depreciation		-	-
NET SURPLUS\ (DEFICIT)		15,339,435.80	(42,881,764.72)
Notes to Accounts and Accounting Policies	27		
As per our Report of even date attached			
Krishna Kumar Chanani Partner, K K Chanani & Associates Chartered Accountants FRN NO. 322232E Membership No .056045		 EO/Commissioner नगर परिषद, अलवर (अ.प्र.)	
Kolkata, the <u>21st June</u> April, 2017		CAO/ Sr. A.O. नगर परिषद, अलवर (अ.प्र.) 	

NAGAR PARISHAD ALWAR
Statement of Cash FlowAs on 31st March 2016

S.NO	PARTICULARS	2015-16	2014-15
A.	<u>Cash flow From Operating Activities</u>		
a.	Surplus/(Deficit) over expenditure	15,339,435.80	-42,881,764.72
b.	Add : Non Cash Items Debited in Income & Expenditure A/c. Depreciation	27,299,815.00	26,089,843.00
	Add : Non-operating Items debited in Income & Expenditure A/c	-	-
	Less: Non-operating Items credited in Income & Expenditure A/c. Interest Received	4,558,615.00	4,384,903.28
	Sale of Land , etc	1,912,544.00	1,215,979.00
	Rental Income	4,962,170.00	3,859,012.00
c.	Adjusted income over expenditure before changes in current assets and current liabilities and extra ordinary items.	31,205,921.80	-26,251,816.00
d.	Changes in current assets and current liabilities Less : Increase in sundry deposit	-154,253.00	-1,277,624.00
	Add : Increase in Statutory Liabilities	844,044.00	-624,509.00
	Add : Increase in Other Liabilities	-764,104.00	1,265,402.00
	Add : Increase in Provisions	102,250.00	102,250.00
	Add : Decrease in Loans and Advances	52,000.00	5,438,785.00
e.	Add : Adjustment to Capital Contribution	20,398,180.00	37,797,780.00
	Net cash generated from/ (used in) operating activities (A)	51,684,038.80	16,450,268.00
B.	<u>Cash flows from investing activities</u>		
a.	Add : Proceeds from sale of land etc	1,912,544.00	1,215,979.00
b.	Add : Interest Received	4,558,615.00	4,384,903.28
c.	Add : Rental Income	4,962,170.00	3,859,012.00
d.	Add : Decrease in General funds investments	-112,093,876.00	-66,693,405.00
e.	Less: Purchase of fixed assets	-35,426,149.00	-48,553,376.00
	Net cash generated from/ (used in) investing activities (B)	-136,086,696.00	-105,786,886.72
C.	<u>Cash flows from financing activities</u>		
a.	Grants utilised for specific purpose	107,548,362.00	65,657,594.00
b.	Add : Increase in Loans	-3,000,000.00	18,000,000.00
	Net cash generated from (used in) financing activities(C)	104,548,362.00	83,657,594.00
D.	<u>Net increase/ (decrease) in cash and cash equivalents (A + B + C)</u>	20,145,704.80	-5,679,024.72
E.	<u>Change in Cash and Cash Equivalents</u>		
a.	Cash and cash equivalents at beginning of period	90,162,653.35	95,841,678.00
b.	Cash and cash equivalents at end of period	110,308,358.15	90,162,653.00
	Net increase/ (decrease) in cash and cash equivalents(b-a)	20,145,704.80	-5,679,024.72


As per our Report of even date attached




Krishna Kumar Chanani
Partner, K K Chanani & Associates
Chartered Accountants
FRN NO. 322232E
Membership No .056045



Kolkata, the 21st June 2017
April, 2017


EO/Commissioner




CAO/ Sr. A.O.