


5

**MUNICIPAL BOARD, PARBATSAR
NAGPUR, RAJASTHAN**

2



2014-2015

AUDITOR



M/s B L MALVIYA & COMPANY

CHARTERED ACCOUNTANTS

☎: 0291-2430052, ☎ - 94142-67097, ✉: BLMALVIYA@LIVE.COM



B L MALVIYA & COMPANY

CHARTERED ACCOUNTANTS

Office: - 109, Him-Dev-Bhavin, Sardarpura Ist B-Road,
Kumharoh Ka Mandir, Jodhpur - 342003 (Raj.)
☎ - 94142-67097, ☎: 0291-2430052
✉: blmalviya@live.com
ST No. : AALFB8189NSD001 PAN: AALFB8189N

INDEPENDENT AUDITOR'S REPORT

To,
The Executive Officer,
Municipality Parbatsar, Nagaur (Rajasthan)

Audit Report of Municipality Parbatsar, Nagaur (Raj.) for the Financial Year 2014-2015

Report to the financial statement;

We have audited the accompanying financial statement of Municipality Parbatsar Nagaur, Rajasthan, which comprise the Balance Sheet as at march 31, 2015, and the Statement of Income and Expenditure of the year ended on that date and other explanatory information annexed thereto.

Management's Responsibilities for financial statement;

Management's responsible for the preparation of this financial statement that gives a true and fair view of the financial position, financial performance of the municipality in accordance with the Rajasthan Municipality Act 2009 and Rules 91 of Chapter VI framed there under. This responsibility includes the design, implementation and maintenance of internal control relevant to the preparation and presentation of the financial statement that gives a true and fair view and are free from material misstatement, whether due to fraud and error.

Auditor's Responsibilities;

Our responsibilities to express an opinion on these financial statements based on our audit. We conducted our audit and perform the audit to obtain reasonable assurance about whether the financial statements are free from material misstatement.

An audit involves performing procedures to obtain audit evidence about the amount and disclosures in the financial statements. The procedures selected depend on the auditor's





B L MALVIYA & COMPANY

CHARTERED ACCOUNTANTS

Office: - 109, Him-Dev-Bhavin, Sardarpura Ist B-Road,
Kumharoh Ka Mandir, Jodhpur - 342003 (Raj.)
☎ - 94142-67097, 📠: 0291-2430052
✉: blmalviya@live.com
ST No. : AALFB8189NSD001 PAN: AALFB8189N

judgment including the assessment of the risk of material misstatement of the financial statements, whether due to fraud or error.

In making those risk assessments, the auditors considers internal control relevant to the municipality's preparation and fair presentation of the financial statements in order to design audit procedures that are appropriate in the circumstances, but not for the purpose of expressing an opinion on the effectiveness of the municipality internal control. An audit also includes evaluating the appropriateness of accounting policies used and the reasonableness of the accounting estimates made by the municipality's, as well as evaluating the overall presentation of the financial statements.

We believe that the audit evidence we have obtained is sufficient and appropriate to provide a basis for our audit opinion.


Opinion:

In our opinion and to the best of our information and according to the explanations given to us the financial statement give the information required by the Rajasthan Municipality Act 2009 and Rules 91 of Chapter VI framed there under, in the manner so required and give a true and fair view in conformity with the accounting principles generally accepted in India;

These financial statements are the responsibility of the Municipality management. Our responsibility is to express an opinion on these financial statements based on our audit.

We Report that;

- i. We have obtained all the information and explanation which to the best of our knowledge and belief were necessary for the purposes of our audit except;
 - a) Copy of TDS, RVAT, Royalty and Service Tax Return. Liabilities on account of late filing, short deduction and mismatching is not ascertain.
 - b) We have not provided details of pending legal cases filed against municipality/ third parties and vice versa.





B L MALVIYA & COMPANY

CHARTERED ACCOUNTANTS

Office: - 109, Him-Dev-Bhavin, Sardarpura Ist B-Road,
Kumharoh Ka Mandir, Jodhpur - 342003 (Raj.)
T - 94142-67097, F: 0291-2430052

E: blmalviya@live.com

ST No. : AALFB8189NSD001 PAN: AALFB8189N

- c) *We have not received explanation of excess payment of EMD through cheque no 197002 of The Nagaur Central Co-Operative Bank A/c No. 01589270263 dated 09-04-2012 Rs 51,600/- paid to M/s Radha Ballabh, Parbatsar and chq no.197004 The Nagaur Central Co-Operative Bank A/c No. 01589270263 dated 09-04-2012 Rs. 49,800/- paid to M/s Praveen Construction Company, Parbatsar against EMD receipt of Rs 600/- vide receipt no 71 and receipt no. 61 of bill book no. 19 dated 21-03-2012 each respectively. This seems to be an excess payment without proper sanctioning authority. This amount is still to be recoverable.*
- d) *There is an excess payment of Rs. 67,809 to M/s Radha Ballabh, Parbatsar against Work order number 1013 in final running bill dated 27-04-2012 which is still to be recoverable.*
- e) *There is an excess payment of Rs 30 every month total Rs 390 of which Rs 330 is paid during year 2012-2013 and Rs 60 is paid during year 2013-14 is still to be recoverable from Sarvan Lal Ghewaria .*
- ii. In our opinion, proper books of account as required by law have been kept by the Municipality so far as appears from our examination of those books;
- iii. The Balance Sheet of the Municipality and Income and Expenditure Account dealt with by this report are in agreement with the books of account;
- iv. In our opinion and to the best of our information and according to the explanations given to us, the said accounts read with notes thereon give a true and fair view:
- a. In case of the Balance Sheet, of the state of affairs of the Municipality as at 31st March 2015 ;
- b. In case of Income and Expenditure Account, of the Deficit of the Municipality for the year ended on that date.

In our opinion and to the best of our information and according to the explanations given to us;

1. All sums due to and received by the Municipality have been brought to account and have been appropriately classified;





B L MALVIYA & COMPANY

CHARTERED ACCOUNTANTS

Office: - 109, Him-Dev-Bhavin, Sardarpura Ist B-Road,
Kumharoh Ka Mandir, Jodhpur - 342003 (Raj.)

☎ - 94142-67097, ☎: 0291-2430052

✉: blmalviya@live.com

ST No. : AALFB8189NSD001 PAN: AALFB8189N

2. All grants sanctioned/received by the Municipality during the year, have been accounted after net off of the deduction by the sanctioning authority;
3. As explain to us Earmarked Funds in respect of Gratuity and General Provident Fund have been created; *but at the time of retirement of employee payment are being made from other bank also which create difference between their fund & respective bank balance.*
4. As informed and explain to us the contracts that are in existence during the year, no deviations from the sanctioned plans and the estimates are without the sanction of the competent authority;
5. The Municipality is not maintaining proper records showing full particulars, including quantitative details and situation of fixed assets as prescribed in Performa 23 under Rule 46 (KHA) of Rajasthan Nagar Palika Accounting Rules 1963; the fixed assets have not been physically verified at reasonable intervals;
6. The Municipality is not maintaining proper records showing full particulars of leasehold property, lease rentals are therefore not verified;
7. The Municipality is not maintaining records of stores and physical verification has not been conducted by the Municipality;
8. There is no procedures of physical verification of stores followed by the Municipality;
9. In absence of proper maintenance of records of stores, identification of unserviceable or damaged stores are not identified;
10. There is no accounting policy prescribed for valuation of stores in the preceding year;
11. As explained to us, there are none parties to whom loans or advances have been given by the Municipality;
12. As explain to us, no advances given to municipal employees except Loan against provident fund of the employees contribution towards provident fund, advance for house, advance for grains, general advance ;
13. There is adequate internal control procedure for the purchase of stores, including components, plant and machinery, equipment and other assets;





B L MALVIYA & COMPANY

CHARTERED ACCOUNTANTS

Office: - 109, Him-Dev-Bhavin, Sardarpura Ist B-Road,
Kumharoh Ka Mandir, Jodhpur - 342003 (Raj.)
T - 94142-67097, F: 0291-2430052
E: blmalviya@live.com
ST No. : AALFB8189NSD001 PAN: AALFB8189N

14. The Municipality is not depositing statutory dues including tax deducted at source, works contract tax, cess payable to the Government etc., in due time. Statement of such delay as maintained by the municipality are annexed herewith indicating nature, cause of delay and the amount not deposited.
15. The Municipality is generally regular in remittance of pension and leave encashment contributions which the Municipality is liable to remit towards the retirement dues of its employees, including employees on deputation except provident fund;
16. None personal expenses have been charged to the Municipality's accounts;
17. All Bank Reconciliation Statement has been prepared.
 - a) A sum of Rs 30,000 has been debited by The Nagaur Central Co-Operative Bank A/c No. 01589270263 on dated 15-10-2012 against cheque no. 0102182 dated 08-10-2012 amounting Rs 10,000 given to Vipin electronics, Ajmer. Therefore balance of captioned bank as on 31-03-2014 is understated by Rs 20,000,
 - b) PD Bhumi Rupantaran Bank statement is understated by Rs. 29,496.00.
 - c) PD Gratuity bank statement is understated by Rs 24,035/-.
 - d) PD Provident Fund bank statement is understated by Rs 51,067/-
18. No year-end and reconciliation procedures as prescribed have been carried out by the municipality.

FOR M/s. B L MALVIYA & COMPANY,
Chartered Accountants,

FRN-016596C

CA B.L MALVIYA

Partner

M.NO.: 071174

CAMP: Parbatsar, Nagaur

Dated : 20-06-2016



Municipality of Parbatsar
Nagaur Rajasthan

Balance Sheet as at 31-03-2015

Amount in Rs.

PARTICULARS	Schedule	As at 31-03-2015		As at 31-03-2014	
		Details	Amount	Details	Amount
LIABILITIES					
RESERVE & SURPLUS					
Municipal (General) Fund	1	56,282,810		46,353,898	
Earmarked Funds	2	2,636,447		2,566,837	
Reserve & Surplus	3	-		-	
Total Reserve & Surplus (A)			58,919,257		48,920,735
GRANT/ CONTRIBUTION FOR SPECIFIC PURPOSE (B)	4	3,304,210	3,304,210	3,791,736	3,791,736
LOANS					
Secured Loans	5	-		-	
Unsecured Loans	6	-		-	
Total Loans (C)					
CURRENT LIABILITIES & PROVISIONS					
Sundry Deposits	7	3,343,998		2,249,748	
Sundry Creditors	8	866,438		5,133,887	
Statutory Liabilities	9	4,971,854		4,800,807	
Other Liabilities	10	5,821,267		4,706,039	
Provisions	11	-		-	
Total Current Liabilities and Provisions (D)			15,003,557		16,890,481
TOTAL LIABILITIES (A+B+C+D)			77,227,024		69,602,952
ASSETS					
FIXED ASSETS					
Gross Block	12	60,424,040		41,721,184	
Depreciation Fund	13	8,651,307		4,613,981	
Net Block		51,772,733		37,107,203	
Capital Work In Process	14	-		-	
Total Fixed Assets (A)			51,772,733		37,107,203
INVESTMENTS					
General Fund Investments	15	17,011,778		18,383,122	
Specific Fund Investments	16	3,039,688		2,719,184	
Total Investments (B)			20,051,466		21,102,306
CURRENT ASSETS, LOAN & ADVANCES					
Inventories	17	-		-	
Sundry Debtors/ Receivables	18	-		-	
Cash & Bank Balances	19	5,124,420		10,616,709	
Loans, Advances & Deposits	20	278,404		776,733	
Total Current Assets, Loans & Advances(C)			5,402,824		11,393,442
TOTAL ASSETS (A+B+C)			77,227,024		69,602,952
Notes to Accounts and Accounting Policies	32				

In witness & Confirmation of Facts
For Municipality Parbatsar, Nagaur, Rajasthan

Executive Officer


CAMP: Parbatsar, Nagaur
DATE : 20-06-2016

Chairman Accountant



In terms of our audit report of even date
For B L MALVIYA & COMPANY
Chartered Accountants
FRN-016596C

CA B. L. MALVIYA
PARTNER
M.NO. - 071174



**Municipality of Parbatsar
Nagaur Rajasthan**

**Income & Expenditure
For the Year Ended 31-03-2015**

Amount in Rs.

PARTICULARS	Schedule	2014-2015	2013-2014
<u>INCOME</u>			
Income From Taxes	21	-	-
Assigned Compensations	22	-	-
Rental Income from Municipal Properties	23	834,869	456,786
Fees and User Charges	24	2,445,955	5,865,591
Revenue Grants, Contributions and Subsidies	25	19,093,710	17,308,000
Income from Corporation Assets and Investment	26	203,433	220,460
Miscellaneous Income	27	101,562	78,012
Total Income		22,679,529	23,928,849
<u>EXPENDITURE</u>			
Establishment Expenses	28	9,867,153	8,823,217
General Administrative Expenses	29	4,403,251	2,722,172
Decrease in Stores / (Increase in Stock)		-	-
Public Works	30	5,797,293	2,027,012
Miscellaneous Expenses	31	293,706	249,914
Interest & Financial Exp.		983	1,189
Depreciation During the Year		4,037,326	3,007,416
Total Expenditure		24,399,712	16,830,920
Surplus / (Deficit) before adjustment of prior period items, Depreciation and Provision		- 1,720,183	7,097,929
Less: Prior Period Items (Income)		3,726	-
Add: Prior Period Items (Expense)		90,622	-
Less: Prior Period adjustment of Depreciation		-	-
Less: Provision for Leave Encashment		153,628	572,557
<u>NET SURPLUS / (NET DEFICIT)</u>		- 1,786,915	6,525,372
Notes to Accounts and Accounting Policies	32		

In witness & Confirmation of Facts
For Municipality Parbatsar
Nagaur Rajasthan

In terms of our audit report of even date
For B L MALVIYA & COMPANY
Chartered Accountants
FRN-016596C

Executive Officer Chairman Accountant

CA B. L. MALVIYA
PARTNER
M.NO. - 071174

CAMP: Parbatsar, Nagaur
DATE : 20-06-2016



**Schedule forming part of Balance Sheet of
Municipality Parbatsar, Nagaur Rajasthan
As on 31st March 2015**

Amount in Rs.

PARTICULARS	As at 31-03-2015		As at 31-03-2014	
	Details	Amount	Details	Amount
Schedule-1				
MUNICIPAL (GENERAL) FUND				
Opening balance	46,353,898		33,868,294	
Add :- Addition during the year	11,804,532		7,303,208	
Less:- Deduction during the year	88,705		1,342,976	
Add: Excess of Income over Expenditure	- 1,786,915	56,282,810	6,525,372	46,353,898
Schedule-2				
EARMARKED FUND				
Gratuity Fund	147,999		369,735	
General Provident Fund	2,488,448	2,636,447	2,197,102	2,566,837
Schedule-3				
RESERVE & SURPLUS				
Opening balance	-		-	
Add :- Addition during the Year	-		-	
Less :- Withdrawal during the Year	-		-	
Schedule- 4				
GRANT/CONTRIBUTION FOR SPECIFIC PURPOSE				
Central Government (HUDCO)	-		-	
Grant from St RUIDP	-		-	
Grant from State Govt.	-		-	
Public Participation (Aid)	-		-	
Special Grant for 11/12th Financial Commission	32		32	
Special Grant for City Development	197,458		152,940	
Special Grant for Heritage Scheme	-		-	
Special Grant for Heritage Walk	-		-	
Special Grant for Maintenance of Environment & Slum Area	-		-	
Special Grant for Natural Hazards	-		-	
Special Grant for Road and Gutters	-		702,766	
Special Grant for Swarna Jayanti Sahari Rojgar Sch.	2,925,222		2,709,433	
Special Grant from S.F.C.	1,036		121,260	
Urban Development Grant	180,462	3,304,210	105,305	3,791,736



**Schedule forming part of Balance Sheet of
Municipality Parbatsar, Nagaur Rajasthan
As on 31st March 2015**

Amount in Rs.


PARTICULARS	As at 31-03-2015		As at 31-03-2014	
	Details	Amount	Details	Amount
Schedule- 5				
SECURED LOANS				
State Government (From ADB through RUIDP)	-		-	
Secured Loan from RUIDP	-		-	
Loan from RUIDFCO	-		-	
Loan From HUDCO (Secured by GOVT. Guarantee)	-		-	
Loan Form RUIFDCO For JCTSL(Interest free loan)	-	-	-	-
Schedule- 6				
UNSECURED LOAN				
Bank Of Rajasthan (Long Term Loan)	-	-	-	-
Schedule- 7				
SUNDRY DEPOSITS				
Security & Amanat Payable	3,343,998	3,343,998	2,249,748	2,249,748
Schedule- 8				
SUNDARY CREDITORS				
Creditors For supplies	-		-	
Other Creditors	866,438	866,438	5,133,887	5,133,887
Schedule- 9				
STATUTORY LIABILITIES				
Income Tax (TDS) Payable	122,181		62,206	
Commercial Tax Payable	39,880		13,533	
Salary Payable	4,809,793		4,725,068	
Labour Cess Deduction	-	4,971,854	-	4,800,807
Schedule- 10				
OTHER LIABILITIES				
Payable to other Department agency Recoveries	5,743,620		4,675,079	
Royalty Payable	77,647		30,960	
Flood Relief Fund	-		-	
Relief Fund	-	5,821,267	-	4,706,039



**Schedule forming part of Balance Sheet of
Municipality Parbatsar, Nagaur Rajasthan
As on 31st March 2015**

Amount in Rs.

PARTICULARS	As at 31-03-2015		As at 31-03-2014	
	Details	Amount	Details	Amount
Schedule- 11				
PROVISIONS				
Audit fees Payable	-		-	
Electricity Expenses Payable	-		-	
Interest Payable	-		-	
Petrol/Diesel Payable	-		-	
Telephone Payable	-		-	
Water Payable	-	-	-	-
Schedule- 12				
GROSS BLOCK				
Immovable Assets				
Land	8,344,875		8,344,875	
Office Building	2,217,949		2,217,949	
Residential Building	97,200	10,660,024	97,200	10,660,024
Infrastructure Assets				
Roads & Bridge	39,578,050		24,161,705	
Sewerage & Drainage	8,436,895		5,639,252	
Others	229,291	48,244,236	-	29,800,957
Moveable Assets				
Plant & Machinery	555,522		555,522	
Vehicles	577,898		577,898	
Furniture & Fixture	115,857		106,680	
Office Equipment	-		-	
Computers	270,503		20,103	
Live Stock	-	1,519,780	-	1,260,203



**Schedule forming part of Balance Sheet of
Municipality Parbatsar, Nagaur Rajasthan
As on 31st March 2015**

Amount in Rs.

PARTICULARS	As at 31-03-2015		As at 31-03-2014	
	Details	Amount	Details	Amount
Schedule-13				
DEPRECIATION FUND				
Opening Balance	4,613,981		1,606,565	
Add:- Depreciation provided during the year	4,037,326		3,007,416	
Less:- Depreciation for the previous year	-	8,651,307	-	4,613,981
Schedule- 14				
CAPITAL WORK IN PROGRESS				
Carcass Plant	-		-	
Cattle House	-		-	
Development Work Through SFC	-		-	
Development of 12th Finance Commission	-		-	
Development of 13th Finance Commission	-		-	
Flush Toilet	-		-	
Gardens	-		-	
Heritage Conservation	-		-	
Heritage Walk	-		-	
Public Toilet	-		-	
Resettlement JNNURM	-		-	
Roads	-		-	
Schedule- 15				
GENERAL FUND INVESTMENT				
P.D Account with Interest	14,222,519		16,303,742	
Non-Interest Bearing PD A/c	2,789,259		2,079,380	
R.U.D.F. Equity Contribution	-		-	
R.U.I.S. Equity Contribution	-		-	
Equity Contribution Of JCTSL	-	17,011,778	-	18,383,122
Schedule- 16				
SPECIFIC FUND INVESTMENT				
Employee's GPF Accounts	2,619,560		2,075,188	
Gratuity P.D Accounts	420,128	3,039,688	643,996	2,719,184



**Schedule forming part of Balance Sheet of
Municipality Parbatsar, Nagaur Rajasthan
As on 31st March 2015**

Amount in Rs.

PARTICULARS	As at 31-03-2015		As at 31-03-2014	
	Details	Amount	Details	Amount
Schedule - 17				
INVENTORIES				
Stores Central	-		-	
Fire	-		-	
Electricals	-		-	
Garage	-		-	
Stock others	-	-	-	-
Schedule- 18				
SUNDRY DEBTORS / RECEIVABLES				
House Tax	-		-	
Rent Receivables	-		-	
Lease	-		-	
Receivables From Govt.	-		-	
Urban development tax	-		-	
Less : Provision for Doubtful Recoveries	-	-	-	-
Schedule- 19				
CASH & BANK BALANCES				
Cash in Hand	54,989		7,819	
Head Office	-		-	
Balances in FDR a/cs	-		-	
Deposits Control A/c	-		-	
Balances in Saving & Current a/cs	-		-	
Nationalized Banks	5,069,431	5,124,420	10,608,890	10,616,709



**Schedule forming part of Balance Sheet of
Municipality Parbatsar, Nagaur Rajasthan
As on 31st March 2015**

Amount in Rs.

PARTICULARS	As at 31-03-2015		As at 31-03-2014	
	Details	Amount	Details	Amount
Schedule- 20				
LOANS,ADVANCES & DEPOSITS				
Loans to Staff	31,362		273,237	
Building Loan	-		-	
Grain Loan	-		-	
Vehicle Loan	-		-	
Advance to Staff	70,000		262,000	
Advance to Contractors and Suppliers	143,032		143,422	
Others				
Advance to Others(State insurance & PF)	-		-	
Bank of Raj Grain Loan (For Staff)	-		-	
Deposits with RSEB	22,350		22,350	
Deposits with others department	3,050		-	
Kalyan Nidhi	-		-	
Gratuity Payable	-		-	
Court deposits	-		-	
Tax collected at sources	-		-	
Accrued Interest	8,610		75,724	
Service Tax Recoverable	-	278,404	-	776,733



**Schedule forming part of Balance Sheet of
Municipality Parbatsar, Nagaur Rajasthan
As on 31st March 2015**

Amount in Rs.

PARTICULARS	As at 31-03-2015		As at 31-03-2014	
	Details	Amount	Details	Amount
Schedule – 21				
INCOME FROM TAXES				
House Tax	-		-	
Urban Development Tax	-	-	-	-
Schedule – 22				
ASSIGNED COMPENSATION				
Octroi Compensations	-		-	
Entertainment tax compensation	-	-	-	-
Schedule - 23				
RENTAL INCOME FROM MUNICIPAL PROPERTIES				
Income from Rent and Teh Bazari	834,869	834,869	456,786	456,786
Schedule - 24				
FEES AND USER CHARGES				
Cattle House	-		-	
Copy Fees	216,438		286,377	
Fair Fees	-		-	
License Fees Construction and Development Work	2,229,517	2,445,955	5,579,214	5,865,591
Schedule - 25				
REVENUE GRANT, CONTRIBUTION, SUBSIDIES				
Annual Aid by Govt.	19,093,710		17,308,000	
MP MLA Fund	-	19,093,710	-	17,308,000
Schedule - 26				
INCOME FROM CORP. ASSET/INVESTMENT				
Receipt from Jaipur Development Authority for Sale of Land	-		-	
Interest on Corporation Investment	203,433		220,460	
Sale of Manure		203,433		220,460
Schedule - 27				
MISCELLANEOUS INCOME				
Sahari Jamabandi	-		-	
Income from Maintenance of Sewer	-		-	
Cleaning of Gutters	47,852		49,600	
Penalties	-		-	
Material Deduction	45,915		13,132	
Penalties under Different Act & Rules	4,425		-	
Others	3,370	101,562	15,280	78,012



**Schedule forming part of Balance Sheet of
Municipality Parbatsar, Nagaur Rajasthan
As on 31st March 2015**

Amount in Rs.

PARTICULARS	As at 31-03-2015		As at 31-03-2014	
	Details	Amount	Details	Amount
Schedule -28				
ESTABLISHMENT EXP.				
Corporator (Parishad) Allowance	344,352		322,050	
Leave Pension Contribution	-		-	
Medical Reimbursement	-		-	
Salary and Other Payment	9,488,074		8,471,291	
Travelling Reimbursement	34,727	9,867,153	29,876	8,823,217
Schedule -29				
GENERAL ADMINISTRATION EXP.				
Advertisement Expenses	321,110		340,505	
Audit fees			94,200	
Books and Newspaper			-	
Printing & Stationery	118,479		96,591	
Cleaning & Garbage Transportation on Contract	3,129,244		1,488,095	
Contingencies Expenses	782,438		569,681	
Contract Vehicle Expenses	51,980		133,100	
Corporation Liabilities	-		-	
Court Expenses	-		-	
Dress	-	4,403,251	-	2,722,172
Schedule- 30				
PUBLIC WORKS				
Building Capacity Plant / Training	-		-	
Computerization for Kacchi Basti	-		-	
Construction of Sewer Lines	-		-	
Construction of Electricity Lines	-		-	
Development and Maintenance of Kacchi Basti	-		-	
Expenditure. On Bawari Jirnoudhar	-		-	
Expenses against aid for Roads & Gutter	-		-	
Carcass Plant Development Work	-		-	
Expenses against MP, MLA Fund	-		-	
Other Construction Work	-		-	
Rehabilitation of Kachhi Basti	-		-	
Swarna Jayanti Rojgar Yojna Expenses	-		-	
Work against Public Participation	5,797,293	5,797,293	2,027,012	2,027,012
Schedule- 31				
MISCELLENOUS EXPENSES				
Chara Dana Expenses	-		-	
Contingencies and Other Expenses	293,706		245,694	
Maintenance of Nigam Building	-		4,220	
Purchase of Electric Goods	-		-	
Purchase of Plant & seeds	-		-	
Purchase of Tools	-	293,706	-	249,914



Municipality Parbatsar, Nagaur Rajasthan
As on 31st March 2015

Particulars	Amount In Rs.	
	As at 31-03-2015	As at 31-03-2014
Gratuity Fund		
Gratuity Payable		
Opening Balance	369,735	852,345
Add:- Addition during the Year	195,164	429,994
Add:- Income during the Year	39,803	58,020
Less:- Amount Paid during the Year	456,703	970,624
Closing Balance (A)	147,999	369,735
Employee PF Payable		
Opening Balance	2,137,417	1,318,845
Add:- Addition during the Year	269,792	1,356,309
Add:- Income during the Year	188,060	168,326
Less:- Amount Paid during the Year	185,712	706,063
Closing Balance (B)	2,409,557	2,137,417
Palika Pension Payable		
Opening Balance	59,685	433,189
Add:- Addition during the Year	968,483	801,144
Less:- Amount Paid during the Year	949,277	1,174,648
Closing Balance (C)	78,891	59,685
Closing Balance (A+B+C)	2,636,447	2,566,837



List forming part of Schedule
Municipality Parbatsar, Nagaur Rajasthan
As on 31st March 2015

List of Schedule 4 Grant/Contribution For Specific Purpose Amount In Rs.

Particulars	As at 31-03-2015	As at 31-03-2014
Special Grant for City Development		
MLA Yogna Grant		
Opening Balance	152,707	-
Add:- Grant received during the Year	160,000	2,060,000
Less:- Expenses incurred during the Year	115,686	1,907,293
Total (A)	197,021	152,707
Grant for 13th VIT AYOOG		
Opening Balance	233	367,875
Add:- Grant received during the Year	2,108,000	5,651,000
Less:- Expenses incurred during the Year	2,107,796	6,018,642
Total (B)	437	233
Closing Balance (A+B)	197,458	152,940
Grant for State Finance Commission		
Under Rajya VIT AYOOG		
Grant for Rajya VIT AYOOG		
Opening Balance	177	177
Add:- Grant received during the Year	-	-
Less:- Expenses incurred during the Year	-	-
Total (A)	177	177
Under 4th VIT AYOOG		
Grant for 4th VIT AYOOG		
Opening Balance	121,083	2,046,908
Add:- Grant received during the Year	-	4,421,000
Less:- Expenses incurred during the Year	120,986	6,346,825
Total (B)	97	121,083
Under State Finance Commission Grants		
Grant for State Finance Commission		
Opening Balance	-	-
Add:- Grant received during the Year	9,832,000	-
Less:- Expenses incurred during the Year	9,831,238	-
Total (C)	762	-
Closing Balance (A+B+C)	1,036	121,260



<u>Special Grant for SJSRY</u>		
Grant for SJSRY		
Opening Balance	2,709,433	3,112,060
Add:- Grant received during the Year	-	-
Add:- Income Under SJSRY Grants	215,789	208,805
Less:- Expenses incurred during the Year	-	611,432
Closing Balance	2,925,222	2,709,433
<u>Urban Development Grant</u>		
Grant for BPL Awas Yojana		
Opening Balance	-	640
Add:- Grant received during the Year	-	983,960
Add:- Income Under BPL Awas Yojana Grants	157	51
Less:- Expenses incurred during the Year	-	984,651
Total (A)	157	-
Grant for BPL Sarees & Blanket		
Opening Balance	105,305	-
Add:- Grant received during the Year	-	994,805
Add:- Income Under BPL Sarees & Blanket Grants	75,000	-
Less:- Expenses incurred during the Year	-	889,500
Total (B)	180,305	105,305
Closing Balance (A+B)	180,462	105,305
<u>12th VIT AYO</u>		
Grant for 12th VIT AYO		
Opening Balance	32	32
Add:- Grant received during the Year	-	-
Less:- Expenses incurred during the Year	-	-
Closing Balance	32	32
<u>Special Grant for Road and Gutters</u>		
Grant for Repair of Road		
Opening Balance	702,766	-
Add:- Grant received during the Year	-	2,894,000
Less:- Expenses incurred during the Year	702,766	2,191,234
Closing Balance	-	702,766

List of Schedule 7 Security & Amanat Payable

Amount In Rs.

Particulars	As at 31-03-2015	As at 31-03-2014
<u>Security & Amanat Payable</u>		
Earnest Money	842,737	1,199,727
Security Deposit @10%	2,501,261	1,050,021
Total	3,343,998	2,249,748



**List forming part of Schedule
Municipality Parbatsar, Nagaur Rajasthan
As on 31st March 2015**

List of Schedule 8 Sundry Creditors		Amount In Rs.	
Particulars	As at 31-03-2015	As at 31-03-2014	
Creditors For supplies			
Total (A)	-	-	
Other Creditors			
Ajmer Vidhut Vitraningam Ltd.	-	2,136	
Bharat Sanchar Nigam Ltd.	2,139	1,065	
Jan Swasth Abhiyantrik Vibhag Rajasthan	11,504	3,835	
Monu Sahu	8,100	7,500	
M/s Kushal Chandela	531,312	4,917,323	
M/s S K Construction, Parbatsar	161,123	171,028	
Ramnivas S/o Baldev Vaishnav	48,300	31,000	
Sarvan Lal Ghewaria	80,860	-	
Shri Rana Water	8,100	-	
Shyamsundar Saini	15,000	-	
Total (B)	866,438	5,133,887	
Total (A+B)	866,438	5,133,887	

List of Schedule 9 Statutory Liabilities		Amount In Rs.	
Particulars	As at 31-03-2015	As at 31-03-2014	
Salary Payable			
Salary Payable	627,172	490,718	
Parsad Allowance Payable	59,550	22,150	
Provision for Leave Encashment Payable	4,112,028	4,212,200	
Leave Encashment Payable	11,043	-	
Total	4,809,793	4,725,068	

List of Schedule 10 Other Liabilities		Amount In Rs.	
Particulars	As at 31-03-2015	As at 31-03-2014	
Payable to other Department agency Recoveries			
Lease Payable	5,689,168	4,611,169	
Test Checking	26,918	26,918	
Service Tax Payable	27,534	36,992	
Total	5,743,620	4,675,079	



List forming part of Schedule
Municipality Parbatsar, Nagaur Rajasthan
As on 31st March 2015

List of Schedule 15 General Fund Investment

Amount In Rs.

Particulars	As at 31-03-2015	As at 31-03-2014
General Fund Investment		
P.D Account with Interest		
PD Main 2576	14,222,519	16,303,742
Total (A)	14,222,519	16,303,742
Non-Interest Bearing PD A/c		
PD 2657 Bhumi Rupantaran	2,789,259	2,079,380
Total (B)	2,789,259	2,079,380
Total (A+B)	17,011,778	18,383,122

List of Schedule 19 Cash & Bank Balances

Amount In Rs.

Particulars	As at 31-03-2015	As at 31-03-2014
Cash Balances		
Cash in Hand	54,989	7,819
Total	54,989	7,819
Bank Balances		
Nationalized Banks		
SBBJ 51066200017	807,106	552,044
The Nagaur Central Co-Operative Bank 01589270263	652,074	302,346
Oriental Bank of Commerce 15942041000651	635,314	2,711,630
SBBJ BPL 61181844396	5,338	5,130
SBBJ SJSRY 51066202388	2,968,100	7,037,741
Cheque in Hand	1,500	-
Total	5,069,431	10,608,890

List of Schedule 20 Loans, Advances & Deposits

Amount In Rs.

Particulars	As at 31-03-2015	As at 31-03-2014
Loans, Advances & Deposits		
Deposits With Others Department		
Gas Connection Advances	3,050	-
Total	3,050	-



Municipality Parbatsar, Nagaur Rajasthan
As on 31st March 2015

List of Schedule 23 Rental Income From Municipal Properties Amount In Rs.

Particulars	As at 31-03-2015	As at 31-03-2014
Rental Income From Municipal Properties		
Income from Rent and Lease Rashi		
Rent Income	715,091	299,354
Lease Rashi	119,778	157,432
Total	834,869	456,786

List of Schedule 24 Fees And User Charges Amount In Rs.

Particulars	As at 31-03-2015	As at 31-03-2014
Fees And User Charges		
Copy Fees		
Road Cutting Charges	26,442	14,754
Birth & Death Certificate	4,267	2,658
Application Fees	3,015	21,982
JCB Hire Income	39,000	9,750
Certificate Income	100	1,000
Marriage Certificate	6,990	6,795
Nakal	2,098	1,077
NOC Fees	47,486	45,017
Ration Card	30	5,750
Advertisement Income	77,000	152,000
Tender Fees	10,950	19,500
Postal Order	90	220
BPLCard Fees	-	70
Water Connection Fees	-	5,804
Objection Charges	5,000	-
Total (A)	216,438	286,377
License Fees Construction and Development Work		
Registration Charges	-	600
House Construction Permission	84,559	189,729
Vikas Sulk	937,679	829,382
Consultancy Fees	268,511	501,655
Development Sulk	172,744	-
Commercial Construction Income	1,676	24,770
Hastantret Income	36,357	9,775
Bhumi Niyaman Sulk	712,906	3,255,614
Regularisation of Kachchi Basti (Patta Income)	-	341,555
Agricuture Land Conversion	-	295,197
Naam Darj	4,625	15,324
Land Conversion Income	-	92,820
Patta Hastantarit	-	11,545
Saptic Tank Construction Charges	10,460	11,248
Total (B)	2,229,517	5,579,214
Total (A+B)	2,445,955	5,865,591



**List forming part of Schedule
Municipality Parbatsar, Nagaur Rajasthan
As on 31st March 2015**

List of Schedule 25 Revenue Grant, Contribution, Subsidies Amount In Rs.


Particulars	As at 31-03-2015	As at 31-03-2014
Annual Aid by Govt.		
Chungi Income	17,639,000	16,035,000
19 Pasugananna 2012 Grant	17,560	-
Bhamasha Shiveer Income	112,500	-
Electricity Grant	1,205,000	1,205,000
Scholarship Grant	57,600	-
Sixth Aarthik Janganna Grant	62,050	68,000
Total	19,093,710	17,308,000

List of Schedule 26 Income From Corp. Asset Investment Amount In Rs.

Particulars	As at 31-03-2015	As at 31-03-2014
Interest on Corporation Investment		
Interest Received on PD	110,950	20,098
Bank Interest	80,475	66,924
Interest on Interim Advance	12,008	133,438
Total	203,433	220,460

List of Schedule 27 Miscellaneous Income Amount In Rs.

Particulars	As at 31-03-2015	As at 31-03-2014
Miscellaneous Income		
Penalties		
Penalty Income	4,425	-
Total (A)	4,425	-
Material Deduction		
Audit Vasuli	9,006	13,132
Excess Salary	25,091	-
Recovery From Employees	11,818	-
Total (B)	45,915	13,132
Others		
Other Miscellaneous Income	3,370	15,280
Total (C)	3,370	15,280
Total (A+B+C)	53,710	28,412



**List forming part of Schedule
Municipality Parbatsar, Nagaur Rajasthan
As on 31st March 2015**

Particulars	Amount In Rs.	
	As at 31-03-2015	As at 31-03-2014
Establishment Expense		
Salary and Other Payment		
Basic Salary	4,026,798	3,753,827
DA Arrear A/c	131,289	74,838
Dearness Allowance	3,487,996	3,122,731
Gratuity	161,624	187,361
House Rent Allowance	335,563	357,341
Medical Allowance	22,000	23,757
Jhadu Allowances	7,720	8,071
Mobile Allowance	4,800	4,800
Vehicle Allowance	10,613	12,101
Palika Pension Contribution	907,634	799,228
Bonus	74,514	94,836
Uniform Allowance	28,050	27,900
Stationary Allowances	-	4,500
Leave Encashment	289,473	-
Total	9,488,074	8,471,291

Particulars	Amount In Rs.	
	As at 31-03-2015	As at 31-03-2014
General Administration Expense		
Contingencies Expenses		
Electricity Expense	52,877	32,162
Water Expense	62,111	55,792
Telephone Expense	27,669	11,417
Postage and Stamp Expense	9,070	5,665
Diesel Expenses	177,406	168,917
Computer Operator Expense	97,200	89,700
Vehicle Repair and Maintenance Expense	75,743	50,708
Consultancy Charges	7,172	3,243
Legal Exp	4,055	22,565
Office Expenses	13,867	8,754
General Exp	20,000	41,579
Other Operating & Maintenance Expenses	229,598	21,591
Budget Expenses	-	38,000
Insurance Expenses	5,670	19,588
Total	782,438	569,681



**List forming part of Schedule
Municipality Parbatsar, Nagaur Rajasthan
As on 31st March 2015**

List of Schedule 30 Public Works

Amount In Rs.

Particulars	As at 31-03-2015	As at 31-03-2014
Public Works		
Work against Public Participation		
Maintenance of Street Light	1,470,791	571,804
Maintenance of Parks & Garden	228,483	38,030
Maintenance of Road & Bridges	501,895	-
Maintenance of Drain & Sewerage	1,427,067	-
Repair & Maintenance - Public Toilets	416,356	-
Maintenance of Electrical Appliances	-	1,450
Own Programme Expenses	156,841	17,059
Rain Basera Expenses	40,950	8,485
Electricity for Public Adjustment Account	1,405,000	1,205,000
SECC 2011 Janganna Expenses	-	101,500
Scholarship Expenses	57,600	-
19 Pashugananna Expenses	17,560	-
Excess of Expenses Over Grant under BPL Awas Yogana	-	15,684
Expenses Under Sixth Aarthik Janganna	62,050	68,000
Election Expenses	11,700	-
Share in Others Programme Expenses (Donation)	1,000	-
Total	5,797,293	2,027,012

List of Schedule 31 Miscellenous Expenses

Amount In Rs.

Particulars	As at 31-03-2015	As at 31-03-2014
Miscellenous Expenses		
Contingencies and Other Expenses		
Festival Expenses	253,492	241,194
Colour Expenses	34,264	2,200
Fare Expenses	-	2,300
Membership Fees	2,000	-
Gas Cylendre Expenses	3,950	-
Total	293,706	245,694



List forming part of Schedule
Municipality Parbatsar, Nagaur Rajasthan
As on 31st March 2015


Particulars	Amount In Rs.	
	As at 31-03-2015	As at 31-03-2014
Prior Period Items		
Prior Period Income		
Prior Period - Bank Interest	3,726	-
Total (A)	3,726	-
Prior Period Expense		
Prior Period - Salary	200	-
Prior Period - DA Arrear	90,422	-
Total (B)	90,622	-



Municipality, Parbatsar
Nagaur, Rajasthan
Year 2014-2015

Depreciation Chart

Name of Assets	Rate of Depreciation	Gross Block				Total As on 31-03-2015	Up to 01-04-2014	Depreciation		Total As on 31-03-2015	Net Block As on 31-03-2015
		As on 01-04-2014	Addition		Deduction			Accumulated dep. on deduction	For the Year		
			More than 180 days	Others							
10 Lands											
04 Garden		8,344,875	-	-	-	-	-	-	-	-	8,344,875
20 Buildings											
01 Office Building	10%	450,350	-	-	-	-	85,567	-	36,478	122,045	328,305
Residential Building	10%	97,200	-	-	-	-	18,468	-	7,873	26,341	70,859
02 Community Centre	10%	866,725	-	-	-	-	164,678	-	70,205	234,883	631,842
Community Centre	10%	83,324	-	-	-	-	12,082	-	7,124	19,206	64,118
Wall	10%	221,487	-	-	-	-	11,074	-	21,041	32,115	189,372
Hall	10%	596,063	-	-	-	-	113,252	-	48,281	161,533	434,530
03 Shopping Complex/ Shop	10%										
Shops	10%										
30 Roads & Bridges											
01 Concrete	10%	12,734,490	993,595	7,365,485	-	-	1,545,582	-	1,586,525	3,132,107	17,961,463
Concrete road	10%										
02 Black Topped	10%	10,547,907	-	7,057,265	-	-	1,637,414	-	1,243,913	2,881,327	14,723,845
Black topped	10%										
03 Others	10%	263,994	-	-	-	-	26,399	-	23,760	50,159	213,835
Gravel Road	10%										
04 Bridges	10%	615,314	-	-	-	-	30,766	-	58,455	89,221	526,093
Bridge	10%										
31 Sewerage and Drainage											
Sewerage & Drain	10%	5,639,252	1,388,087	1,409,556	-	-	645,854	-	708,626	1,354,480	7,082,415
33 Public Lighting											
03 Other	10%	-	13,291	-	-	-	-	-	1,329	1,329	11,962
Cement Poll	10%								10,800	10,800	205,200
Timer -Road Light	10%										
40 Plant & Machinery											
01 Vacuum Emptier Machine	15%	110,926	-	-	-	-	30,782	-	12,022	42,804	68,122
Vacuum Machine	15%										
02 Others	15%	88,741	-	-	-	-	24,626	-	9,617	34,243	54,498
Dustbin	15%										
Powder Machine	15%	887	-	-	-	-	887	-	-	887	-
Spray Machine	15%	2,218	-	-	-	-	2,218	-	-	2,218	-
Iron Bancat	15%	13,715	-	-	-	-	13,715	-	-	13,715	-
Wheel Beroje	15%	120,000	-	-	-	-	18,000	-	15,300	33,300	86,700



**Municipality Parbatsar
Nagaur, Rajasthan**

Cases of Delay of TDS

Annexure: A

S.No.	Section under which TDS Deducted	Tax Deducted at source (in Rs.)	Date on which TDS Deducted	Date on which TDS to be deposited	Actual date of deposition	Delay In Deposit (In Days)
1	194-C	13,310	4-Apr-14	7-May-14	12-May-14	5
2	194-C	18,615	4-Apr-14	7-May-14	12-May-14	5
3	194-C	713	10-Apr-14	7-May-14	12-May-14	5
4	194-C	482	10-Apr-14	7-May-14	12-May-14	5
5	194-C	965	10-Apr-14	7-May-14	12-May-14	5
6	194-C	579	10-Apr-14	7-May-14	12-May-14	5
7	194-C	414	10-Apr-14	7-May-14	12-May-14	5
8	194-C	81	10-Apr-14	7-May-14	12-May-14	5
9	194-C	320	10-Apr-14	7-May-14	12-May-14	5
10	194-C	92	8-May-14	7-Jun-14	9-Jun-14	2
11	194-C	556	8-May-14	7-Jun-14	9-Jun-14	2
12	194-C	1,341	8-May-14	7-Jun-14	9-Jun-14	2
13	194-C	414	8-May-14	7-Jun-14	9-Jun-14	2
14	194-C	1,111	8-May-14	7-Jun-14	9-Jun-14	2
15	194-C	1,869	8-May-14	7-Jun-14	9-Jun-14	2
16	194-C	4,600	20-May-14	7-Jun-14	9-Jun-14	2
17	194-C	100,000	23-May-14	7-Jun-14	9-Jun-14	2
18	194-C	1,111	10-Jun-14	7-Jul-14	10-Jul-14	3
19	194-C	1,869	11-Jun-14	7-Jul-14	10-Jul-14	3
20	194-C	92	11-Jun-14	7-Jul-14	10-Jul-14	3
21	194-C	556	11-Jun-14	7-Jul-14	10-Jul-14	3
22	194-C	1,341	11-Jun-14	7-Jul-14	10-Jul-14	3
23	194-C	414	11-Jun-14	7-Jul-14	10-Jul-14	3
24	194-C	1,682	12-Jun-14	7-Jul-14	10-Jul-14	3
25	194-C	1,111	10-Jul-14	7-Aug-14	14-Aug-14	7
26	194-C	92	10-Jul-14	7-Aug-14	14-Aug-14	7
27	194-C	556	10-Jul-14	7-Aug-14	14-Aug-14	7
28	194-C	1,341	10-Jul-14	7-Aug-14	14-Aug-14	7
29	194-C	414	10-Jul-14	7-Aug-14	14-Aug-14	7
30	194-C	1,869	10-Jul-14	7-Aug-14	14-Aug-14	7
31	194-C	4,201	18-Jul-14	7-Aug-14	14-Aug-14	7
32	194-C	174,198	24-Jul-14	7-Aug-14	14-Aug-14	7
33	194-C	1,106	11-Aug-14	7-Sep-14	15-Sep-14	8
34	194-C	92	14-Aug-14	7-Sep-14	15-Sep-14	8
35	194-C	556	14-Aug-14	7-Sep-14	15-Sep-14	8
36	194-C	1,341	14-Aug-14	7-Sep-14	15-Sep-14	8
37	194-C	414	14-Aug-14	7-Sep-14	15-Sep-14	8
38	194-C	1,111	14-Aug-14	7-Sep-14	15-Sep-14	8
39	194-C	1,869	14-Aug-14	7-Sep-14	15-Sep-14	8
40	194-C	788	19-Aug-14	7-Sep-14	15-Sep-14	8
41	194-C	15,251	11-Sep-14	7-Oct-14	10-Oct-14	3
42	194-C	7,600	11-Sep-14	7-Oct-14	10-Oct-14	3
43	194-C	1,869	11-Sep-14	7-Oct-14	10-Oct-14	3
44	194-C	513	12-Sep-14	7-Oct-14	10-Oct-14	3



45	194-C	1,341	12-Sep-14	7-Oct-14	10-Oct-14	3
46	194-C	414	12-Sep-14	7-Oct-14	10-Oct-14	3
47	194-C	1,111	15-Sep-14	7-Oct-14	10-Oct-14	3
48	194-C	1,987	8-Oct-14	7-Nov-14	11-Nov-14	4
49	194-C	414	9-Oct-14	7-Nov-14	11-Nov-14	4
50	194-C	1,341	9-Oct-14	7-Nov-14	11-Nov-14	4
51	194-C	556	9-Oct-14	7-Nov-14	11-Nov-14	4
52	194-C	1,111	9-Oct-14	7-Nov-14	11-Nov-14	4
53	194-C	1,869	9-Oct-14	7-Nov-14	11-Nov-14	4
54	194-C	11,027	9-Oct-14	7-Nov-14	11-Nov-14	4
55	194-C	6,822	10-Oct-14	7-Nov-14	11-Nov-14	4
56	194-C	14,835	10-Oct-14	7-Nov-14	11-Nov-14	4
57	194-C	7,309	10-Oct-14	7-Nov-14	11-Nov-14	4
58	194-C	4,265	10-Oct-14	7-Nov-14	11-Nov-14	4
59	194-C	13,831	21-Oct-14	7-Nov-14	11-Nov-14	4
60	194-C	14,495	21-Oct-14	7-Nov-14	11-Nov-14	4
61	194-C	1,913	21-Oct-14	7-Nov-14	11-Nov-14	4
62	194-C	18,704	21-Oct-14	7-Nov-14	11-Nov-14	4
63	194-C	32,420	21-Oct-14	7-Nov-14	11-Nov-14	4
64	194-C	1,341	7-Nov-14	7-Dec-14	15-Dec-14	8
65	194-C	556	7-Nov-14	7-Dec-14	15-Dec-14	8
66	194-C	414	7-Nov-14	7-Dec-14	15-Dec-14	8
67	194-C	1,111	10-Nov-14	7-Dec-14	15-Dec-14	8
68	194-C	1,869	10-Nov-14	7-Dec-14	15-Dec-14	8
69	194-C	2,661	12-Nov-14	7-Dec-14	15-Dec-14	8
70	194-C	20,164	13-Nov-14	7-Dec-14	15-Dec-14	8
71	194-C	14,230	13-Nov-14	7-Dec-14	15-Dec-14	8
72	194-C	10,555	13-Nov-14	7-Dec-14	15-Dec-14	8
73	194-C	1,111	6-Jan-15	7-Feb-15	12-Feb-15	5
74	194-C	1,869	6-Jan-15	7-Feb-15	12-Feb-15	5
75	194-C	556	6-Jan-15	7-Feb-15	12-Feb-15	5
76	194-C	414	6-Jan-15	7-Feb-15	12-Feb-15	5
77	194-C	1,341	6-Jan-15	7-Feb-15	12-Feb-15	5
78	194-C	14,325	27-Jan-15	7-Feb-15	12-Feb-15	5
79	194-C	12,350	27-Jan-15	7-Feb-15	12-Feb-15	5
80	194-C	8,850	27-Jan-15	7-Feb-15	12-Feb-15	5
81	194-C	11,602	27-Jan-15	7-Feb-15	12-Feb-15	5
82	194-C	8,561	27-Jan-15	7-Feb-15	12-Feb-15	5
83	194-C	18,187	27-Jan-15	7-Feb-15	12-Feb-15	5
84	194-C	7,782	28-Jan-15	7-Feb-15	12-Feb-15	5
85	194-C	7,875	28-Jan-15	7-Feb-15	12-Feb-15	5
86	194-C	19,393	28-Jan-15	7-Feb-15	12-Feb-15	5
87	194-C	6,422	28-Jan-15	7-Feb-15	12-Feb-15	5
88	194-C	1,585	28-Jan-15	7-Feb-15	12-Feb-15	5
89	194-C	1,341	11-Feb-15	7-Mar-15	13-Mar-15	6
90	194-C	556	11-Feb-15	7-Mar-15	13-Mar-15	6
91	194-C	414	11-Feb-15	7-Mar-15	13-Mar-15	6
92	194-C	1,869	11-Feb-15	7-Mar-15	13-Mar-15	6
93	194-C	1,111	11-Feb-15	7-Mar-15	13-Mar-15	6
94	194-C	84,402	26-Feb-15	7-Mar-15	13-Mar-15	6
95	192	9,000	31-Aug-14	7-Sep-14	15-Sep-14	8
96	192	5,000	31-Aug-14	7-Sep-14	15-Sep-14	8



97	192	16,000	30-Sep-14	7-Oct-14	13-Oct-14	6
98	192	9,000	30-Sep-14	7-Oct-14	13-Oct-14	6
99	192	16,000	31-Oct-14	7-Nov-14	11-Nov-14	4
100	192	9,000	31-Oct-14	7-Nov-14	11-Nov-14	4
101	192	16,000	30-Nov-14	7-Dec-14	15-Dec-14	8
102	192	9,000	30-Nov-14	7-Dec-14	15-Dec-14	8
103	192	12,060	31-Jan-15	7-Feb-15	12-Feb-15	5
104	192	21,000	28-Feb-15	7-Mar-15	13-Mar-15	6

Cases of Non Deposition of TDS

Annexure: A 1

S.No.	Section under which TDS Deducted	Tax Deducted at source (in Rs.)	Date on which TDS Deducted	Date on which TDS to be deposited	Actual date of deposition	Delay In Deposit (In Days)
1	194-C	6,436	21-Feb-13	7-Mar-13		
2	194-C	3,323	22-Mar-13	7-Apr-13		
3	194-C	1,172	31-Mar-13	7-Apr-13		
4	194-C	6,072	18-Sep-13	7-Oct-13		
5	194-C	1,863	10-Apr-13	7-May-13		
6	194-C	382	10-Apr-13	7-May-13		
7	194-C	305	10-Apr-13	7-May-13		
8	194-C	1,219	10-Apr-13	7-May-13		
9	194-C	382	7-May-13	7-Jun-13		
10	194-C	1,863	7-May-13	7-Jun-13		
11	194-C	1,219	7-May-13	7-Jun-13		
12	194-C	305	7-May-13	7-Jun-13		
13	194-C	965	4-Mar-14	7-Apr-14		
14	194-C	320	4-Mar-14	7-Apr-14		
15	194-C	414	4-Mar-14	7-Apr-14		
16	194-C	579	4-Mar-14	7-Apr-14		
17	194-C	81	4-Mar-14	7-Apr-14		
18	194-C	2,240	11-Jun-14	7-Jul-14		
19	194-C	14,440	11-Jun-14	7-Jul-14		
20	194-C	414	13-Mar-15	7-Apr-15		
21	194-C	1,341	13-Mar-15	7-Apr-15		
22	194-C	556	13-Mar-15	7-Apr-15		
23	194-C	1,869	13-Mar-15	7-Apr-15		
24	194-C	1,111	13-Mar-15	7-Apr-15		
25	194-C	8,627	16-Mar-15	7-Apr-15		
26	194-C	10,136	16-Mar-15	7-Apr-15		
27	194-C	5,646	16-Mar-15	7-Apr-15		
28	194-C	12,547	16-Mar-15	7-Apr-15		
29	194-C	12,932	16-Mar-15	7-Apr-15		
30	194-C	9,335	16-Mar-15	7-Apr-15		
31	194-C	2,415	16-Mar-15	7-Apr-15		
32	194-C	4,796	16-Mar-15	7-Apr-15		
33	194-C	1,962	24-Mar-15	7-Apr-15		
34	194-C	4,914	31-Mar-15	7-Apr-15		

In Witness & Confirmation of Facts
For Nagar Palika Parbatsar

Executive Officer



**Municipality Parbatsar
Nagaur, Rajasthan**

Cases of Delay in Deposition of VAT

Annexure: B

S No	Section under which VAT Deducted	VAT Deducted (in Rs.)	Date on which VAT Deducted	Date on which VAT to be deposited	Actual date of deposition	Delay In Deposit (In Days)
1	Rule 40	8,680	4-Apr-14	15-May-14	10-Oct-14	148
2	Rule 40	12,140	4-Apr-14	15-May-14	10-Oct-14	148
3	Rule 40	2,238	12-Jun-14	15-Jul-14	10-Oct-14	87
4	Rule 40	1,442	11-Aug-14	15-Sep-14	10-Oct-14	25
5	Rule 40	648	8-Oct-14	15-Nov-14	18-Mar-15	123
6	Rule 40	2,225	10-Oct-14	15-Nov-14	18-Mar-15	123
7	Rule 40	4,837	10-Oct-14	15-Nov-14	18-Mar-15	123
8	Rule 40	2,383	10-Oct-14	15-Nov-14	18-Mar-15	123
9	Rule 40	1,391	10-Oct-14	15-Nov-14	18-Mar-15	123
10	Rule 40	4,510	21-Oct-14	15-Nov-14	18-Mar-15	123
11	Rule 40	4,727	21-Oct-14	15-Nov-14	18-Mar-15	123
12	Rule 40	624	21-Oct-14	15-Nov-14	18-Mar-15	123
13	Rule 40	6,099	21-Oct-14	15-Nov-14	18-Mar-15	123
14	Rule 40	21,143	21-Oct-14	15-Nov-14	18-Mar-15	123
15	Rule 40	3,470	12-Nov-14	15-Dec-14	18-Mar-15	93
16	Rule 40	6,575	13-Nov-14	15-Dec-14	18-Mar-15	93
17	Rule 40	4,640	13-Nov-14	15-Dec-14	18-Mar-15	93
18	Rule 40	3,442	13-Nov-14	15-Dec-14	18-Mar-15	93
19	Rule 40	1,943	2-Dec-14	15-Jan-15	18-Mar-15	62
20	Rule 40	2,354	9-Dec-14	15-Jan-15	18-Mar-15	62
21	Rule 40	3,410	10-Dec-14	15-Jan-15	18-Mar-15	62
22	Rule 40	2,020	10-Dec-14	15-Jan-15	18-Mar-15	62
23	Rule 40	6,571	10-Dec-14	15-Jan-15	18-Mar-15	62
24	Rule 40	4,021	10-Dec-14	15-Jan-15	18-Mar-15	62
25	Rule 40	4,671	27-Jan-15	15-Feb-15	18-Mar-15	31
26	Rule 40	4,027	27-Jan-15	15-Feb-15	18-Mar-15	31
27	Rule 40	2,886	27-Jan-15	15-Feb-15	18-Mar-15	31
28	Rule 40	3,783	27-Jan-15	15-Feb-15	18-Mar-15	31
29	Rule 40	2,792	27-Jan-15	15-Feb-15	18-Mar-15	31
30	Rule 40	5,930	27-Jan-15	15-Feb-15	18-Mar-15	31
31	Rule 40	2,537	28-Jan-15	15-Feb-15	18-Mar-15	31
32	Rule 40	2,568	28-Jan-15	15-Feb-15	18-Mar-15	31
33	Rule 40	6,324	28-Jan-15	15-Feb-15	18-Mar-15	31
34	Rule 40	2,094	28-Jan-15	15-Feb-15	18-Mar-15	31
35	Rule 40	517	28-Jan-15	15-Feb-15	18-Mar-15	31
36	Rule 40	493	11-Feb-15	15-Mar-15	18-Mar-15	3

Cases of Non Deposition of VAT

Annexure: B 1

S.No.	Section under which VAT Deducted	VAT Deducted (in Rs.)	Date on which VAT Deducted	Date on which VAT to be deposited	Actual date of deposition	Delay In Deposit (In Days)
1	Rule 40	2,571	26-Dec-13	15-Jan-14		
2	Rule 40	9,965	26-Dec-13	15-Jan-14		
3	Rule 40	5,400	3-May-13	15-Jun-13		
4	Rule 40	7,920	18-Sep-13	15-Oct-13		
5	Rule 40	974	11-Jun-14	15-Jul-14		
6	Rule 40	9,589	9-Oct-14	15-Nov-14		
7	Rule 40	2,813	16-Mar-15	15-Apr-15		
8	Rule 40	3,305	16-Mar-15	15-Apr-15		
9	Rule 40	1,841	16-Mar-15	15-Apr-15		
10	Rule 40	4,091	16-Mar-15	15-Apr-15		
11	Rule 40	4,217	16-Mar-15	15-Apr-15		
12	Rule 40	3,044	16-Mar-15	15-Apr-15		
13	Rule 40	641	24-Mar-15	15-Apr-15		
14	Rule 40	3,205	31-Mar-15	15-Apr-15		

Cases of Short / (Excess) Deposition of VAT

Annexure: B 2

S.No.	Section under which VAT Deducted	VAT Deducted (in Rs.)	VAT Deposited (in Rs.)	Short/(Excess) Deposition (In Rs.)	Date on which VAT Deducted	Date on which VAT to be deposited	Actual date of deposition
1	Rule 40	2,960	2,220	740	5-Sep-14	7-Oct-14	10-Oct-14
2	Rule 40 (Year 2012-2013)	-	20,436	- 20,436			15-Apr-13

In Witness & Confirmation of Facts
For Nagar Palika Parbatsar

Executive Officer



**Municipality Parbatsar
Nagaur, Rajasthan**

Cases of Delay of Royalty

Annexure: C

S.No.	Royalty Deducted (in Rs.)	Date on which Royalty Deducted	Actual date of deposition
1	11,574	4-Apr-14	10-Oct-14
2	16,187	4-Apr-14	10-Oct-14
3	1,463	12-Jun-14	10-Oct-14
4	961	11-Aug-14	10-Oct-14
5	2,220	5-Sep-14	10-Oct-14
6	13,262	11-Sep-14	10-Oct-14
7	6,610	11-Sep-14	10-Oct-14
8	5,933	10-Oct-14	13-Mar-15
9	12,900	10-Oct-14	13-Mar-15
10	6,356	10-Oct-14	13-Mar-15
11	3,709	10-Oct-14	13-Mar-15
12	12,027	21-Oct-14	13-Mar-15
13	12,605	21-Oct-14	13-Mar-15
14	1,664	21-Oct-14	13-Mar-15
15	16,264	21-Oct-14	13-Mar-15
16	28,191	21-Oct-14	13-Mar-15
17	2,314	12-Nov-14	13-Mar-15
18	17,534	13-Nov-14	13-Mar-15
19	12,374	13-Nov-14	13-Mar-15
20	9,178	13-Nov-14	13-Mar-15
21	6,276	9-Dec-14	13-Mar-15
22	9,094	10-Dec-14	13-Mar-15
23	5,387	10-Dec-14	13-Mar-15
24	17,523	10-Dec-14	13-Mar-15
25	10,722	10-Dec-14	13-Mar-15
26	12,457	27-Jan-15	13-Mar-15
27	10,739	27-Jan-15	13-Mar-15
28	7,696	27-Jan-15	13-Mar-15
29	10,089	27-Jan-15	13-Mar-15
30	7,444	27-Jan-15	13-Mar-15
31	15,815	27-Jan-15	13-Mar-15
32	6,767	28-Jan-15	13-Mar-15
33	6,848	28-Jan-15	13-Mar-15
34	16,864	28-Jan-15	13-Mar-15
35	5,584	28-Jan-15	13-Mar-15
36	1,378	28-Jan-15	13-Mar-15
37	1,314	11-Feb-15	13-Mar-15

Cases of Non Deposition of Royalty

Annexure: C1

S.No.	Royalty Deducted (In Rs.)	Date on which Royalty Deducted	Actual date of deposition
1	5,280	18-Sep-13	
2	3,428	26-Dec-13	



3	13,287	26-Dec-13	
4	1,948	11-Jun-14	
5	12,556	11-Jun-14	
6	7,501	16-Mar-15	
7	8,814	16-Mar-15	
8	4,909	16-Mar-15	
9	10,910	16-Mar-15	
10	11,245	16-Mar-15	
11	8,118	16-Mar-15	
12	4,273	31-Mar-15	


Cases of Short / Excess Deposition of Royalty

Annexure: C2

S.No.	Royalty Deducted (in Rs.)	Royalty Deposited (in Rs.)	Short / (Excess) Deposition (In Rs.)	Date on which Royalty Deducted	Actual date of deposition
1	-	1,853	- 1,853		28-Mar-13
2	16,264	18,704	- 2,440	21-Oct-14	13-Mar-15
3	2,220	2,960	- 740	5-Sep-14	10-Oct-14
4	-	9,589	- 9,589		13-Mar-15

In Witness & Confirmation of Facts

For Nagar Palika Parbatsar



Executive Officer



**Municipality Parbatsar
Nagaur, Rajasthan**

Cases of Delay in Deposition of Service Tax

Annexure: D

S.No.	Service Tax Deducted (in Rs.)	Date on which Service Tax Deducted	Date on which Service Tax to be deposited	Actual Date of Deposition	Delay In Deposit (In Days)
1	102	4-Mar-14	31-Mar-14	13-Mar-15	347
2	310	10-Apr-14	5-May-14	13-Mar-15	312
3	209	10-Apr-14	5-May-14	13-Mar-15	312
4	252	10-Apr-14	5-May-14	13-Mar-15	312
5	180	10-Apr-14	5-May-14	13-Mar-15	312
6	40	8-May-14	5-Jun-14	13-Mar-15	281
7	242	8-May-14	5-Jun-14	13-Mar-15	281
8	583	8-May-14	5-Jun-14	13-Mar-15	281
9	483	8-May-14	5-Jun-14	13-Mar-15	281
10	813	8-May-14	5-Jun-14	13-Mar-15	281
11	483	10-Jun-14	5-Jul-14	13-Mar-15	251
12	813	11-Jun-14	5-Jul-14	13-Mar-15	251
13	40	11-Jun-14	5-Jul-14	13-Mar-15	251
14	242	11-Jun-14	5-Jul-14	13-Mar-15	251
15	583	11-Jun-14	5-Jul-14	13-Mar-15	251
16	180	11-Jun-14	5-Jul-14	13-Mar-15	251
17	483	10-Jul-14	5-Aug-14	13-Mar-15	220
18	40	10-Jul-14	5-Aug-14	13-Mar-15	220
19	242	10-Jul-14	5-Aug-14	13-Mar-15	220
20	583	10-Jul-14	5-Aug-14	13-Mar-15	220
21	180	10-Jul-14	5-Aug-14	13-Mar-15	220
22	813	10-Jul-14	5-Aug-14	13-Mar-15	220
23	40	14-Aug-14	5-Sep-14	13-Mar-15	189
24	242	14-Aug-14	5-Sep-14	13-Mar-15	189
25	583	14-Aug-14	5-Sep-14	13-Mar-15	189
26	180	14-Aug-14	5-Sep-14	13-Mar-15	189
27	483	14-Aug-14	5-Sep-14	13-Mar-15	189
28	813	14-Aug-14	5-Sep-14	13-Mar-15	189
29	223	12-Sep-14	5-Oct-14	13-Mar-15	159
30	583	12-Sep-14	5-Oct-14	13-Mar-15	159
31	180	12-Sep-14	5-Oct-14	13-Mar-15	159
32	483	15-Sep-14	5-Oct-14	13-Mar-15	159
33	180	9-Oct-14	5-Nov-14	13-Mar-15	128
34	583	9-Oct-14	5-Nov-14	13-Mar-15	128
35	242	9-Oct-14	5-Nov-14	13-Mar-15	128
36	483	9-Oct-14	5-Nov-14	13-Mar-15	128
37	813	9-Oct-14	5-Nov-14	13-Mar-15	128
38	583	7-Nov-14	5-Dec-14	13-Mar-15	98
39	242	7-Nov-14	5-Dec-14	13-Mar-15	98
40	180	7-Nov-14	5-Dec-14	13-Mar-15	98
41	483	10-Nov-14	5-Dec-14	13-Mar-15	98
42	813	10-Nov-14	5-Dec-14	13-Mar-15	98
43	583	11-Dec-14	5-Jan-15	13-Mar-15	67
44	242	11-Dec-14	5-Jan-15	13-Mar-15	67
45	180	11-Dec-14	5-Jan-15	13-Mar-15	67



46	813	11-Dec-14	5-Jan-15	13-Mar-15	67
47	483	11-Dec-14	5-Jan-15	13-Mar-15	67
48	483	6-Jan-15	5-Feb-15	13-Mar-15	36
49	813	6-Jan-15	5-Feb-15	13-Mar-15	36
50	242	6-Jan-15	5-Feb-15	13-Mar-15	36
51	180	6-Jan-15	5-Feb-15	13-Mar-15	36
52	583	6-Jan-15	5-Feb-15	13-Mar-15	36
53	583	11-Feb-15	5-Mar-15	13-Mar-15	8
54	242	11-Feb-15	5-Mar-15	13-Mar-15	8
55	180	11-Feb-15	5-Mar-15	13-Mar-15	8
56	813	11-Feb-15	5-Mar-15	13-Mar-15	8
57	483	11-Feb-15	5-Mar-15	13-Mar-15	8

Cases of Non Deposition of Service Tax

Annexure: D 1

S.No.	Service Tax Deducted (in Rs.)	Date on which Service Tax Deducted	Date on which Service Tax to be deposited	Actual Date of Deposition	Delay In Deposit (In Days)
1	318	4-Mar-14	31-Mar-14		
2	132	10-May-12	5-Jun-12		
3	166	10-May-12	5-Jun-12		
4	810	10-May-12	5-Jun-12		
5	530	14-May-12	5-Jun-12		
6	132	5-Sep-12	5-Oct-12		
7	166	5-Sep-12	5-Oct-12		
8	810	5-Sep-12	5-Oct-12		
9	530	12-Sep-12	5-Oct-12		
10	132	10-Jan-13	5-Feb-13		
11	166	10-Jan-13	5-Feb-13		
12	810	10-Jan-13	5-Feb-13		
13	530	10-Jan-13	5-Feb-13		
14	252	4-Mar-14	31-Mar-14		
15	209	4-Mar-14	31-Mar-14		
16	35	4-Mar-14	31-Mar-14		
17	132	5-Mar-13	31-Mar-13		
18	166	5-Mar-13	31-Mar-13		
19	810	5-Mar-13	31-Mar-13		
20	530	7-Mar-13	31-Mar-13		
21	132	18-Feb-13	5-Mar-13		
22	166	18-Feb-13	5-Mar-13		
23	810	18-Feb-13	5-Mar-13		
24	530	12-Feb-13	5-Mar-13		
25	420	10-Feb-14	5-Mar-14		
26	252	10-Feb-14	5-Mar-14		
27	180	10-Feb-14	5-Mar-14		
28	132	17-Aug-12	5-Sep-12		
29	166	17-Aug-12	5-Sep-12		
30	810	17-Aug-12	5-Sep-12		
31	530	9-Aug-12	5-Sep-12		
32	132	12-Jun-12	5-Jul-12		
33	132	19-Jul-12	5-Aug-12		



34	166	12-Jun-12	5-Jul-12		
35	166	19-Jul-12	5-Aug-12		
36	810	12-Jun-12	5-Jul-12		
37	810	19-Jul-12	5-Aug-12		
38	530	19-Jul-12	5-Aug-12		
39	530	10-Apr-13	5-May-13		
40	108	11-Apr-12	5-May-12		
41	150	11-Apr-12	5-May-12		
42	540	11-Apr-12	5-May-12		
43	480	11-Apr-12	5-May-12		
44	360	11-Apr-12	5-May-12		
45	530	7-May-13	5-Jun-13		
46	132	7-May-13	5-Jun-13		
47	530	6-Jun-12	5-Jul-12		
48	132	12-Dec-12	5-Jan-13		
49	166	12-Dec-12	5-Jan-13		
50	810	12-Dec-12	5-Jan-13		
51	530	12-Dec-12	5-Jan-13		
52	132	7-Nov-12	5-Dec-12		
53	166	7-Nov-12	5-Dec-12		
54	810	7-Nov-12	5-Dec-12		
55	530	12-Nov-12	5-Dec-12		
56	483	13-Mar-15	31-Mar-15		
57	813	11-Sep-14	5-Oct-14		
58	132	15-Oct-12	5-Nov-12		
59	166	15-Oct-12	5-Nov-12		
60	810	15-Oct-12	5-Nov-12		
61	530	15-Oct-12	5-Nov-12		
62	180	8-May-14	5-Jun-14		
63	420	10-Apr-14	5-May-14		
64	583	13-Mar-15	31-Mar-15		
65	242	13-Mar-15	31-Mar-15		
66	35	10-Apr-14	5-May-14		
67	132	10-Apr-13	5-May-13		
68	810	10-Apr-13	5-May-13		
69	166	10-Apr-13	5-May-13		
70	166	7-May-13	5-Jun-13		
71	810	7-May-13	5-Jun-13		
72	180	4-Mar-14	31-Mar-14		

Cases of Short / (Excess) Deposition of Service Tax

Annexure: D2

S.No.	Service Tax Deducted (in Rs.)	Service Tax Deposited (in Rs.)	Short / (Excess) Deposition (In Rs.)	Date on which Service Tax Deducted	Actual date of deposition
1	420	102	318	4-Mar-14	13-Mar-15

In Witness & Confirmation of Facts
For Nagar Palika Parbatsar

Executive Officer





M/s B L MALVIYA & COMPANY
CHARTERED ACCOUNTANTS

109, HIM-DEV-BHAVIN, SARDARPURA IST B ROAD, KUMHAROH KA MANDIR
JODHPUR, RAJASTHAN

☎: 0291-2430052, ☎ - 94142-67097, 🌐: BLMALVIYA@LIVE.COM