

Diwali Festival Noise Report-2020

# NO Crackers

A Pollution - Free Diwali



Prepared By  
Rajasthan State Pollution Control Board

## Foreword



Deepawali is considered as the festival of light and is celebrated with utmost zeal and enthusiasm throughout India. Bursting of firecrackers and illumination of sources is seen as a symbol of joy and prosperity. Although, Rajasthan Government has banned firecrackers due to pandemic (COVID-19). Noise pollution due to these fire crackers is well known. It therefore becomes necessary to conduct Noise monitoring during this festival to understand the level of pollution. Noise Level Monitoring was conducted on 09.11.2020 (Pre-Deepawali Day) & 14.11.2020 (Deepawali) at 30 different locations in fourteen cities viz. Alwar, Balotra, Bharatpur, Bhilwara, Bhiwadi, Bikaner, Chittorgarh, Jaipur, Jodhpur, Ajmer, Kota, Pali, Sikar and Udaipur.

This report is a compilation of Noise Level monitoring data of the monitored cities of the state of Rajasthan. The data of previous year have also been incorporated so as to analyse the trend in noise levels on long term basis.

I sincerely acknowledge the effort of all officials associated with the work for monitoring of noise pollution levels on the occasion of Deepawali festival as per the protocol prescribed by CPCB. It would not have been possible to compile and complete this report on the issue without their sincere support and efforts.

(Veenu Gupta)  
Chairperson

## Foreword



Rajasthan State Pollution Control Board is entrusted with duties to enforce provisions of Water (Prevention & Control of Pollution) Act, 1974, Air (Prevention & Control of Pollution) Act, 1981, Noise Pollution (Regulation & Control) Rules, 2000, Authorization under the Hazardous Waste (Management, Handling and Trans-boundary Movement) Rules, 2016, Authorization under Bio-Medical Waste (Management and Handling) Rules, 2016 and Plastic Waste Management Rules, 2016. Measurement of noise is a very important step to prepare scientific action plan for control of noise pollution.

I am pleased to present the Rajasthan State Pollution Control Board, Deepawali Festival Noise Report-2020 on Status of Noise Level in Rajasthan on 09.11.2020 (Pre-Deepawali Day) & 14.11.2020 (Deepawali) at 30 different locations in fourteen cities viz. Alwar, Balotra, Bharatpur, Bhilwara, Bhiwadi, Bikaner, Chittorgarh, Jaipur, Jodhpur, Ajmer, Kota, Pali, Sikar and Udaipur which acknowledges the efforts of all the Board Officials associated with this work for monitoring the noise level at different locations in Rajasthan as per the provisions of Noise Pollution (Regulation & Control) Rules, 2000. It would not have been possible to compile this report without their sincere support and efforts.

(Uday Shankar)  
Member Secretary



**Rajasthan State Pollution Control Board**  
**Deepawali Festival Noise Monitoring Report, 2020**

**REPORT ON**  
**NOISE LEVEL MONITORING**  
**ON THE OCCASION OF**  
**DEEPAWALI FESTIVAL, 2020**



## Rajasthan State Pollution Control Board Deepawali Festival Noise Monitoring Report, 2020

In order to assess the impact of bursting of fire crackers and other predominating noise polluting activities on the occasion of Deepawali, Rajasthan State Pollution Control Board undertook Noise Level Monitoring at several locations in the state. With a view to maintain uniformity in monitoring, the entire Noise Level Monitoring was conducted as per the CPCB protocol.

Noise Level Monitoring was conducted on **09.11.2020 (Pre-Deepawali Day) & 14.11.2020 (On Deepawali Day)** at **30** different locations in fourteen cities viz. Alwar, Balotra, Bharatpur, Bhilwara, Bhiwadi, Bikaner, Chittorgarh, Jaipur, Jodhpur, Ajmer, Kota, Pali, Sikar and Udaipur. The monitoring was conducted during day time (18:00 hrs to 22:00 hrs) and night time (22:00 hrs to 24:00 hrs) continuously at each location with sampling frequency of one second. Residential, Commercial, and Silence zones were selected in respect of Noise Standards prescribed under the provisions of Noise Pollution (Regulation & Control) Rules, 2000. The monitoring network consisted of a total of 30 noise monitoring locations across fourteen cities of Rajasthan.



Image-1 : Noise Monitoring Network in Rajasthan



# Rajasthan State Pollution Control Board

## Deepawali Festival Noise Monitoring Report, 2020

Table 1 : Noise Level Monitoring Locations

**Jaipur:-**Noise Monitoring was conducted at 6 locations in Jaipur City.

1. Gandhi Nagar, Jaipur and its co-ordinates are  $26^{\circ}52'37.9''\text{N}$   $75^{\circ}48'02.8''\text{E}$ .



2. Jawahar Nagar, Jaipur and its co-ordinates are  $26^{\circ}53'29.5''\text{N}$   $75^{\circ}49'58.9''\text{E}$ .



3. Raja Park, Jaipur and its co-ordinates are  $26^{\circ}53'45.2''\text{N}$   $75^{\circ}49'34.9''\text{E}$ .



4. Mansarovar, Jaipur and its co-ordinates are  $26^{\circ}51'04.1''\text{N}$   $75^{\circ}46'20.0''\text{E}$ .





# Rajasthan State Pollution Control Board

## Deepawali Festival Noise Monitoring Report, 2020

5. SDMH, Jaipur and its co-ordinates are  $26^{\circ}53'38.2''N$   $75^{\circ}48'46.8''E$ .



6. Civil Lines, Jaipur, and its co-ordinates are  $26^{\circ}54'31.3''N$   $75^{\circ}46'50.8''E$ .



**Ajmer:-**Noise Monitoring was conducted at 1 location in Ajmer City.

7. Kutchery Road, Ajmer and its co-ordinates are  $26^{\circ}27'49.2''N$   $74^{\circ}38'20.6''E$ .



**Bhilwara:-**Noise Monitoring was conducted at 2 location in Bhilwara City.

8. Near C-209, Azad Nagar, Bhilwara and its co-ordinates are  $25^{\circ}20'11.0''N$   $74^{\circ}37'05.3''E$ .





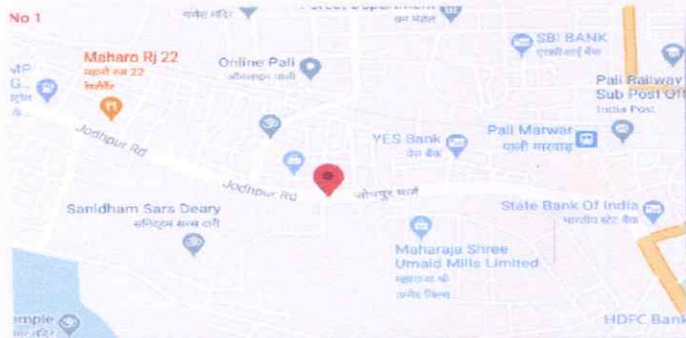
# Rajasthan State Pollution Control Board Deepawali Festival Noise Monitoring Report, 2020

9. Near Kumbha Circle, Azad Nagar, Bhilwara and its co-ordinates are 25°20'11.2"N 74°37'22.1"E.



**Pali**:-Noise Monitoring was conducted at 3 location in Pali City.

10. Near M/s Maharaja Shree Umed Mills, Pali and its co-ordinates are 25°47'23.2"N 73°19'21.5"E.



11. Surajpol, Near Townhall, Pali and its co-ordinates are 25°46'26.3"N 73°19'50.4"E.



12. Govt. Bangur Hospital, Pali and its co-ordinates are 25°46'37.4"N 73°19'53.9"E.







# Rajasthan State Pollution Control Board Deepawali Festival Noise Monitoring Report, 2020

**Bikaner:-**Noise Monitoring was conducted at1 location in Bikaner City.

13. Junagarh, Bikaner and its co-ordinates are 28°01'11.7"N 73°19'07.2"E.



**Jodhpur:-**Noise Monitoring was conducted at2 location in Jodhpur City.

14. Shashtri Nagar Police Station, Jodhpur and its co-ordinates are 26°15'55.1"N 72°59'33.8"E.



15. MahaMandir Police Station, Jodhpur and its co-ordinates are 26°18'20.4"N 73°02'19.7"E.



**Kota:-**Noise Monitoring was conducted at3 location in Kota City.

16.MBS Hospital, Kota and its co-ordinates are 25°09'19.0"N 75°49'44.5"E.



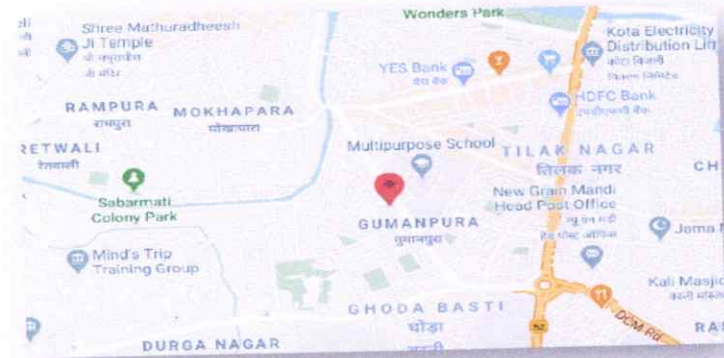


# Rajasthan State Pollution Control Board Deepawali Festival Noise Monitoring Report, 2020

17. Dadawada, Kota and its co-ordinates are  $25^{\circ}13'46.0''N$   
 $75^{\circ}52'28.2''E$ .



18. Gumanpura, Kota and its co-ordinates are  $25^{\circ}10'17.5''N$   
 $75^{\circ}50'45.5''E$ .



**Udaipur:-** Noise Monitoring was conducted at 3 location in Udaipur City.

19. Near Suraj Pole Gate, Udaipur and its co-ordinates are  $24^{\circ}34'46.4''N$   $73^{\circ}41'45.9''E$ .



20. M.B. Hospital, Udaipur and its co-ordinates are  $24^{\circ}35'19.0''N$   $73^{\circ}41'36.8''E$ .





# Rajasthan State Pollution Control Board

## Deepawali Festival Noise Monitoring Report, 2020

21. Amba Mata Scheme, Udaipur and its co-ordinates are  
 $24^{\circ}35'00.8''N$   
 $73^{\circ}40'30.0''E$ .



**Alwar:-**Noise Monitoring was conducted at 2 location in Alwar City.

22. Kala Kuan, Alwar and its co-ordinates are  
 $27^{\circ}32'39.7''N$   
 $76^{\circ}35'57.5''E$ .



23. General Hospital, Alwar and its co-ordinates are  
 $27^{\circ}33'44.2''N$   $76^{\circ}36'36.9''E$ .



**Sikar:-**Noise Monitoring was conducted at 1 location in Sikar City.

24. Shivsinghpura Housing Board, Nawalgarh Road, Sikar and its co-ordinates are  
 $27^{\circ}38'27.6''N$   $75^{\circ}10'06.6''E$ .





# Rajasthan State Pollution Control Board

## Deepawali Festival Noise Monitoring Report, 2020

**Bhiwadi:-**Noise Monitoring was conducted at 2 location in Bhiwadi City.

25. Ashiana Garden Society, Bhiwadi and its co-ordinates are  $28^{\circ}11'24.6''N$   $76^{\circ}49'04.7''E$ .



26. Star Hospital, Bhiwadi and its co-ordinates are  $28^{\circ}12'27.1''N$   $76^{\circ}49'46.0''E$ .



**Chittorgarh:-**Noise Monitoring was conducted at 2 location in Chittorgarh City.

27. Public Park, Chittorgarh and its co-ordinates are  $24^{\circ}53'23.0''N$   $74^{\circ}38'09.0''E$ .



28. Near Home Guard Office, Kumbha Nagar, Chittorgarh and its co-ordinates are  $24^{\circ}53'07.0''N$   $74^{\circ}37'10.0''E$ .





# Rajasthan State Pollution Control Board Deepawali Festival Noise Monitoring Report, 2020

**Bharatpur:-**Noise Monitoring was conducted at 1 location in Bharatpur City.

29. Regional Office, RSPCB, Bharatpur and its co-ordinates are  $27^{\circ}13'47.7''N$   $77^{\circ}28'42.9''E$ .



**Balotara:-**Noise Monitoring was conducted at 1 location in Balotara City.

30. Maheshwari Bhawan, Near IInd railway Crossing, Balotra and its co-ordinates are  $25^{\circ}50'05.5''N$   $72^{\circ}14'24.9''E$ .





# Rajasthan State Pollution Control Board

## Deepawali Festival Noise Monitoring Report, 2020

**Table 2: Noise Level in Lmin, Lmax and Leq dB(A) Pre-Deepawali and on Deepawali Day (09.11.2020 & 14.11.2020)**

City	Name of the Station	Time	Day/ Night	Pre-Deepawali Day			On Deepawali		
				09.11.2020			14.11.2020		
				Lmin	Lmax	Leq dB(A)	Lmin	Lmax	Leq dB(A)
Jaipur	Gandhi Nagar (Residential)	18:00 to 19:00 Hr	Day Time	54.5	85.2	<b>64.7</b>	44.1	93.4	<b>66.0</b>
		19:00 to 20:00 Hr		43.4	89.7	<b>66.0</b>	46.5	94.7	<b>66.0</b>
		20:00 to 21:00 Hr		53.6	94.4	<b>68.8</b>	47.5	98.3	<b>69.9</b>
		21:00 to 22:00 Hr		45.3	92.4	<b>70.8</b>	50.7	96.2	<b>67.8</b>
		22:00 to 23:00 Hr	Night Time	38.3	87.1	<b>62.1</b>	50.1	92.9	<b>67.5</b>
		23:00 to 24:00 Hr		46.3	89.4	<b>60.8</b>	47.3	96.2	<b>65.9</b>
Jaipur	Jawahar Nagar (Residential)	18:00 to 19:00 Hr	Day Time	47.4	79.7	<b>56.1</b>	44.0	77.2	<b>54.3</b>
		19:00 to 20:00 Hr		45.6	74.4	<b>54.4</b>	43.5	78.7	<b>56.8</b>
		20:00 to 21:00 Hr		45.8	78.5	<b>54.5</b>	43.6	93.5	<b>61.1</b>
		21:00 to 22:00 Hr		42.1	83.2	<b>57.7</b>	44.9	94.0	<b>63.6</b>
		22:00 to 23:00 Hr	Night Time	39.4	75.1	<b>50.7</b>	42.9	91.5	<b>60.8</b>
		23:00 to 24:00 Hr		36.5	82.4	<b>52.1</b>	42.3	94.1	<b>59.2</b>
Jaipur	Raja Park (Commercial)	18:00 to 19:00 Hr	Day Time	49.6	73.9	<b>58.2</b>	47.9	79.3	<b>60.1</b>
		19:00 to 20:00 Hr		49.2	74.7	<b>57.3</b>	47.3	79.0	<b>59.5</b>
		20:00 to 21:00 Hr		48.1	73.5	<b>56.2</b>	46.8	84.5	<b>57.7</b>
		21:00 to 22:00 Hr		47.0	98.4	<b>65.7</b>	48.3	105.2	<b>68.5</b>
		22:00 to 23:00 Hr	Night Time	44.5	91.6	<b>59.9</b>	45.5	101.8	<b>70.9</b>
		23:00 to 24:00 Hr		35.2	87.2	<b>57.9</b>	50.6	98.7	<b>69.1</b>
Jaipur	Mansarovar (Commercial)	18:00 to 19:00 Hr	Day Time	41.6	73.3	<b>53.3</b>	37.7	85.6	<b>54.2</b>
		19:00 to 20:00 Hr		39.8	69.7	<b>47.8</b>	37.8	96.3	<b>57.6</b>
		20:00 to 21:00 Hr		38.7	74.0	<b>46.8</b>	40.2	96.2	<b>70.0</b>
		21:00 to 22:00 Hr		37.6	74.8	<b>47.1</b>	41.3	104.0	<b>69.4</b>
		22:00 to 23:00 Hr	Night Time	34.4	68.6	<b>44.9</b>	37.8	101.7	<b>65.6</b>
		23:00 to 24:00 Hr		32.1	73.4	<b>44.2</b>	34.0	43.7	<b>55.9</b>
Jaipur	SDM Hospital (Silence)	18:00 to 19:00 Hr	Day Time	55.0	84.5	<b>64.4</b>	52.2	83.2	<b>62.4</b>
		19:00 to 20:00 Hr		54.7	80.2	<b>63.5</b>	49.5	77.5	<b>58.2</b>
		20:00 to 21:00 Hr		53.9	81.2	<b>61.7</b>	49.7	84.3	<b>60.2</b>
		21:00 to 22:00 Hr		52.9	85.0	<b>61.1</b>	49.7	79.6	<b>58.6</b>
		22:00 to 23:00 Hr	Night Time	52.7	78.3	<b>58.9</b>	49.1	74.9	<b>56.7</b>
		23:00 to 24:00 Hr		51.8	79.3	<b>56.5</b>	48.9	91.2	<b>60.8</b>
Jaipur	Civil Lines (Silence)	18:00 to 19:00 Hr	Day Time	57.9	89.0	<b>66.8</b>	53.7	99.6	<b>71.5</b>
		19:00 to 20:00 Hr		59.6	89.3	<b>66.8</b>	51.9	93.3	<b>65.9</b>
		20:00 to 21:00 Hr		58.4	88.7	<b>65.1</b>	53.0	94.3	<b>66.6</b>
		21:00 to 22:00 Hr		57.1	87.9	<b>64.2</b>	53.6	96.7	<b>67.2</b>
		22:00 to 23:00 Hr	Night Time	50.0	92.8	<b>63.1</b>	53.9	93.5	<b>67.4</b>
		23:00 to 24:00 Hr		44.3	83.2	<b>60.4</b>	50.3	92.6	<b>66.5</b>



# Rajasthan State Pollution Control Board

## Deepawali Festival Noise Monitoring Report, 2020

City	Name of the Station	Time	Day/ Night	Pre-Deepawali Day			On Deepawali		
				09.11.2020			14.11.2020		
				Lmin	Lmax	Leq dB(A)	Lmin	Lmax	Leq dB(A)
Ajmer	Kutchery Road, Ajmer (Residential Zone)	18:00 to 19:00 Hr	Day Time	35.3	100.4	72.6	51.7	94.4	71.1
		19:00 to 20:00 Hr		47.7	99.5	74.8	52.9	99.5	71.0
		20:00 to 21:00 Hr		44.4	100.8	73.5	38.0	107.5	75.5
		21:00 to 22:00 Hr	Night Time	40.7	93.9	64.7	32.6	108.8	77.1
		22:00 to 23:00 Hr		33.1	100.0	68.4	35.5	122.3	81.5
		23:00 to 24:00 Hr		24.8	87.9	59.0	21.6	91.9	60.6
Bhilwara	Near C-209, Azad Nagar, Bhilwara (Residential)	18:00 to 19:00 Hr	Day Time	39.5	92.6	55.6	42.2	92.6	57.2
		19:00 to 20:00 Hr		38.3	72.1	49.9	41.6	79.4	54.5
		20:00 to 21:00 Hr		39.0	73.7	47.0	40.1	102.7	65.1
		21:00 to 22:00 Hr	Night Time	36.6	72.8	47.9	40.0	97.6	63.4
		22:00 to 23:00 Hr		32.4	86.7	51.8	37.6	97.7	59.1
		23:00 to 24:00 Hr		29.2	65.7	41.8	36.8	91.8	57.0
Bhilwara	Near Kumbha Circle, Azad Nagar, Bhilwara (Commercial Zone)	18:00 to 19:00 Hr	Day Time	61.5	88.1	71.1	64.6	90.2	75.1
		19:00 to 20:00 Hr		60.9	86.2	73.3	60.9	95.2	73.2
		20:00 to 21:00 Hr		54.9	83.9	68.2	60.2	102.9	75.8
		21:00 to 22:00 Hr	Night Time	54.0	86.7	68.7	57.4	111.2	78.1
		22:00 to 23:00 Hr		43.4	88.3	68.7	54.3	95.8	71.9
		23:00 to 24:00 Hr		41.9	87.6	61.6	42.2	99.5	74.7
Pali	Near M/s Maharaja Shree Umed Mills, Pali (Residential)	18:00 to 19:00 Hr	Day Time	37.4	95.6	71.1	56.3	103.7	65.8
		19:00 to 20:00 Hr		48.7	117.1	68.9	56.0	114.8	76.9
		20:00 to 21:00 Hr		52.9	103.4	66.8	61.0	113.0	75.4
		21:00 to 22:00 Hr	Night Time	41.2	96.4	52.5	52.9	123.5	75.5
		22:00 to 23:00 Hr		59.7	105.2	62.3	49.9	121.9	67.6
		23:00 to 24:00 Hr		60.4	69.7	52.7	55.2	102.3	61.8
Pali	Surajpol, Near Townhall, Pali (Commercial)	18:00 to 19:00 Hr	Day Time	39.6	82.5	66.9	36.4	92.6	54.6
		19:00 to 20:00 Hr		37.2	93.0	70.3	46.8	96.1	62.0
		20:00 to 21:00 Hr		31.1	96.3	69.6	48.4	97.3	74.0
		21:00 to 22:00 Hr	Night Time	47.0	100.6	66.6	42.7	98.1	65.6
		22:00 to 23:00 Hr		48.6	63.3	56.9	38.0	103.5	80.7
		23:00 to 24:00 Hr		50.7	61.5	57.4	37.5	99.8	67.9
Pali	Govt. Bangur Hospital, Pali (Silent)	18:00 to 19:00 Hr	Day Time	47.3	82.8	70.6	34.3	105.4	82.9
		19:00 to 20:00 Hr		48.1	81.5	68.5	34.5	101.5	70.8
		20:00 to 21:00 Hr		42.4	94.3	67.4	47.5	56.4	54.0
		21:00 to 22:00 Hr	Night Time	33.1	102.4	66.9	36.0	102.3	74.1
		22:00 to 23:00 Hr		35.1	102.4	78.0	47.9	60.3	57.3
		23:00 to 24:00 Hr		42.6	60.0	56.2	45.0	62.8	53.8



# Rajasthan State Pollution Control Board

## Deepawali Festival Noise Monitoring Report, 2020

City	Name of the Station	Time	Day/ Night	Pre-Deepawali Day			On Deepawali		
				09.11.2020			14.11.2020		
				Lmin	Lmax	Leq dB(A)	Lmin	Lmax	Leq dB(A)
Bikaner	Junagarh (Commercial)	18:00 to 19:00 Hr	Day Time	61.7	92.6	72.8	62.1	97.6	74.0
		19:00 to 20:00 Hr	Day Time	62.0	102.4	74.0	59.0	94.0	71.7
		20:00 to 21:00 Hr	Day Time	53.2	90.7	68.9	57.1	103.6	71.6
		21:00 to 22:00 Hr	Day Time	50.7	96.0	69.3	54.7	109.6	73.6
		22:00 to 23:00 Hr	Night Time	41.5	104.7	69.4	56.7	97.6	71.8
		23:00 to 24:00 Hr	Night Time	35.0	90.2	60.5	51.5	104.2	72.8
Jodhpur	ShashtriNagarPolice Station (Commercial)	18:00 to 19:00 Hr	Day Time	59.4	86.5	66.4	55.9	84.7	63.3
		19:00 to 20:00 Hr	Day Time	58.4	90.3	66.5	55.0	95.3	64.6
		20:00 to 21:00 Hr	Day Time	57.3	83.8	64.4	55.0	96.6	65.9
		21:00 to 22:00 Hr	Day Time	55.6	81.4	62.9	55.0	97.5	68.7
		22:00 to 23:00 Hr	Night Time	57.5	83.8	62.3	55.8	103.7	70.3
		23:00 to 24:00 Hr	Night Time	47.2	88.6	57.7	53.6	100.8	67.0
Jodhpur	MahaMandir Police Station (Residential)	18:00 to 19:00 Hr	Day Time	53.1	85.8	64.0	54.6	86.1	63.5
		19:00 to 20:00 Hr	Day Time	52.6	90.1	63.6	54.6	92.4	61.3
		20:00 to 21:00 Hr	Day Time	52.9	91.1	63.5	54.7	97.3	64.3
		21:00 to 22:00 Hr	Day Time	53.0	83.6	60.3	53.8	106.9	69.1
		22:00 to 23:00 Hr	Night Time	52.0	79.5	56.9	54.8	84.8	66.4
		23:00 to 24:00 Hr	Night Time	45.3	103.6	65.1	41.4	116.3	89.2
Kota	MBS Hospital (Silent)	18:00 to 19:00 Hr	Day Time	41.8	87.1	71.2	49.8	96.3	74.1
		19:00 to 20:00 Hr	Day Time	40.8	92.0	60.7	58.5	101.1	73.5
		20:00 to 21:00 Hr	Day Time	42.1	84.2	64.7	46.6	105.4	72.4
		21:00 to 22:00 Hr	Day Time	38.3	102.7	65.9	52.6	108.7	75.4
		22:00 to 23:00 Hr	Night Time	36.7	85.1	60.5	33.7	92.2	76.4
		23:00 to 24:00 Hr	Night Time	40.1	93.3	60.2	50.8	99.5	71.5
Kota	Dadawada (Residential)	18:00 to 19:00 Hr	Day Time	45.0	85.0	54.6	40.1	81.4	55.5
		19:00 to 20:00 Hr	Day Time	45.8	69.8	49.0	48.0	79.2	58.7
		20:00 to 21:00 Hr	Day Time	45.7	81.4	54.2	39.6	99.4	63.1
		21:00 to 22:00 Hr	Day Time	44.7	94.6	56.2	50.6	89.0	68.6
		22:00 to 23:00 Hr	Night Time	44.6	81.8	50.2	41.6	89.9	62.7
		23:00 to 24:00 Hr	Night Time	44.8	69.6	47.1	53.3	81.3	59.6
Kota	Gumanpura (Commercial)	18:00 to 19:00 Hr	Day Time	53.1	93.1	69.6	56.6	91.3	72.2
		19:00 to 20:00 Hr	Day Time	52.7	84.1	72.6	53.6	90.1	76.7
		20:00 to 21:00 Hr	Day Time	52.7	88.7	68.9	42.3	95.5	78.5
		21:00 to 22:00 Hr	Day Time	52.3	88.4	68.7	52.6	113.4	78.0
		22:00 to 23:00 Hr	Night Time	50.8	89.6	67.9	37.0	109.8	77.3
		23:00 to 24:00 Hr	Night Time	46.2	90.8	65.5	36.6	100.1	75.5





# Rajasthan State Pollution Control Board

## Deepawali Festival Noise Monitoring Report, 2020

City	Name of the Station	Time	Day/ Night	Pre-Deepawali Day			On Deepawali		
				09.11.2020			14.11.2020		
				Lmin	Lmax	Leq dB(A)	Lmin	Lmax	Leq dB(A)
Udaipur	Near Suraj Pole Gate, Udaipur (Commercial)	18:00 to 19:00 Hr	Day Time	65.6	85.9	72.5	63.5	100.5	82
		19:00 to 20:00 Hr	Day Time	68.2	92.5	80.7	69.4	97.2	79.4
		20:00 to 21:00 Hr	Day Time	63.8	101.4	68.8	68.5	104.3	75.8
		21:00 to 22:00 Hr	Day Time	60.7	97.9	73.8	69.4	94.8	77.8
		22:00 to 23:00 Hr	Night Time	53.8	90	66.5	58.5	95.8	71.5
		23:00 to 24:00 Hr	Night Time	53.4	88.5	63.5	60.2	91.4	69.4
Udaipur	M.B. Hospital, Udaipur (Silent)	18:00 to 19:00 Hr	Day Time	41.2	83.5	67.9	44.4	95.4	72.1
		19:00 to 20:00 Hr	Day Time	47.6	85.6	70.8	48.5	89.4	70.1
		20:00 to 21:00 Hr	Day Time	50.6	88.5	73.2	53.3	86.2	68.1
		21:00 to 22:00 Hr	Day Time	50.7	85.7	64.9	52.5	89.9	66.9
		22:00 to 23:00 Hr	Night Time	47.4	83.8	65.1	50.7	104	72.9
		23:00 to 24:00 Hr	Night Time	38.9	56.7	58.2	37.1	96.3	72.3
Udaipur	Amba Mata Scheme, Udaipur (Residential)	18:00 to 19:00 Hr	Day Time	40	88.4	71.3	42.8	102.7	72.4
		19:00 to 20:00 Hr	Day Time	44.7	90.8	70	47	98.2	75.1
		20:00 to 21:00 Hr	Day Time	50.7	84.8	71.4	46.4	91.9	70.6
		21:00 to 22:00 Hr	Day Time	51.2	80.6	71.4	46.9	93.2	69.6
		22:00 to 23:00 Hr	Night Time	39.4	80.2	62.2	61.7	92.1	69
		23:00 to 24:00 Hr	Night Time	31.6	84.4	70	48	84.2	74.9
Alwar	Kala Kuan, Alwar (Residential)	18:00 to 19:00 Hr	Day Time	39.5	78.3	52.7	48.0	115.6	76.2
		19:00 to 20:00 Hr	Day Time	37.2	77.8	50.7	47.3	109.2	75.3
		20:00 to 21:00 Hr	Day Time	36.0	80.0	51.6	44.2	112.8	80.7
		21:00 to 22:00 Hr	Day Time	34.0	78.4	51.7	44.4	114.1	79.1
		22:00 to 23:00 Hr	Night Time	22.4	83.0	53.2	38.6	105.3	72.5
		23:00 to 24:00 Hr	Night Time	19.3	69.4	41.0	31.1	119.0	78.2
Alwar	General Hospital, Alwar (Silent Zone)	18:00 to 19:00 Hr	Day Time	30.0	103.6	67.3	33.7	108.0	72.6
		19:00 to 20:00 Hr	Day Time	31.8	106.0	66.1	42.2	111.0	79.5
		20:00 to 21:00 Hr	Day Time	36.3	91.1	58.1	48.7	104.2	68.9
		21:00 to 22:00 Hr	Day Time	36.6	90.1	52.9	35.3	96.6	66.8
		22:00 to 23:00 Hr	Night Time	19.3	86.8	55.0	32.2	77.0	47.9
		23:00 to 24:00 Hr	Night Time	19.1	65.3	38.2	17.6	72.4	40.6
Sikar	Shivsinghpura Housing Board, Nawalgarh Road, Sikar (Residential Zone)	18:00 to 19:00 Hr	Day Time	44.5	82.4	54.5	39.1	82.9	53.7
		19:00 to 20:00 Hr	Day Time	39.5	83.4	57.3	38.5	84.7	57.3
		20:00 to 21:00 Hr	Day Time	38.2	67.6	46.9	38.2	88.7	58.5
		21:00 to 22:00 Hr	Day Time	36.0	63.9	47.1	38.9	84.3	58.9
		22:00 to 23:00 Hr	Night Time	34.5	69.4	45.4	37.8	78.3	53.4
		23:00 to 24:00 Hr	Night Time	31.9	71.4	45.0	31.9	79.7	48.6



# Rajasthan State Pollution Control Board

## Deepawali Festival Noise Monitoring Report, 2020

City	Name of the Station	Time	Day/ Night	Pre-Deepawali Day			On Deepawali		
				09.11.2020			14.11.2020		
				Lmin	Lmax	Leq dB(A)	Lmin	Lmax	Leq dB(A)
Bhiwadi	Ashiana Garden Society, Bhiwadi (Residential)	18:00 to 19:00 Hr	Day Time	45.1	89.2	64.0	27.2	97.5	72.5
		19:00 to 20:00 Hr	Day Time	48.8	91.6	62.0	50.7	111.1	71.6
		20:00 to 21:00 Hr	Day Time	47.8	85.1	64.1	45.5	113.7	74.1
		21:00 to 22:00 Hr	Day Time	32.5	91.9	66.0	35.4	92.3	64.1
		22:00 to 23:00 Hr	Night Time	40.7	75.4	52.5	30.0	88.5	54.3
		23:00 to 24:00 Hr	Night Time	38.8	86.1	55.9	28.1	82.4	49.2
Bhiwadi	Star Hospital, Bhiwadi (Silent)	18:00 to 19:00 Hr	Day Time	49.8	73.4	55.6	49.7	97.0	65.0
		19:00 to 20:00 Hr	Day Time	50.4	71.6	56.5	53.1	94.0	68.8
		20:00 to 21:00 Hr	Day Time	49.0	87.8	61.4	53.1	92.3	70.5
		21:00 to 22:00 Hr	Day Time	49.0	80.7	57.2	49.1	95.6	68.0
		22:00 to 23:00 Hr	Night Time	47.2	79.7	56.5	45.0	91.7	68.6
		23:00 to 24:00 Hr	Night Time	28.9	84.6	52.7	43.0	89.7	59.6
Chittorgarh	Public Park (Commercial)	18:00 to 19:00 Hr	Day Time	45.7	90.3	62.9	50.3	80.0	57.2
		19:00 to 20:00 Hr	Day Time	47.0	77.3	61.1	54.4	84.3	59.0
		20:00 to 21:00 Hr	Day Time	42.4	92.7	61.7	56.1	88.7	62.4
		21:00 to 22:00 Hr	Day Time	36.9	88.5	58.3	58.4	92.5	64.3
		22:00 to 23:00 Hr	Night Time	40.4	82.6	59.2	49.9	90.2	65.0
		23:00 to 24:00 Hr	Night Time	36.2	71.1	48.7	46.3	94.4	62.8
Chittorgarh	Near Home Guard Office, Kumbha Nagar, Chittorgarh (Residential)	18:00 to 19:00 Hr	Day Time	60.5	92.4	68.0	62.3	95.0	70.1
		19:00 to 20:00 Hr	Day Time	60.1	96.5	67.2	65.4	98.8	69.7
		20:00 to 21:00 Hr	Day Time	55.8	96.5	66.3	63.6	109.4	69.6
		21:00 to 22:00 Hr	Day Time	43.4	93.8	61.6	65.4	105.8	71.3
		22:00 to 23:00 Hr	Night Time	38.2	80.5	56.5	60.3	104.9	70.4
		23:00 to 24:00 Hr	Night Time	35.9	82.8	53.4	49.1	110.3	67.5
Bharatpur	Regional Office, RSPCB, Bharatpur (Residential)	18:00 to 19:00 Hr	Day Time	31.1	90.5	55.8	41.4	91.7	61.4
		19:00 to 20:00 Hr	Day Time	34.6	83.6	51.5	42.6	93.1	65.0
		20:00 to 21:00 Hr	Day Time	33.6	89.2	68.0	49.4	94.2	70.2
		21:00 to 22:00 Hr	Day Time	37.5	80.5	60.4	39.1	85.1	62.3
		22:00 to 23:00 Hr	Night Time	34.7	81.2	58.5	47.5	84.3	66.6
		23:00 to 24:00 Hr	Night Time	37.3	78.6	55.1	41.3	80.9	60.3
Balotra	Maheshwari Bhawan, Near IInd railway Crossing, Balotra (Residential)	18:00 to 19:00 Hr	Day Time	45.6	86.4	55.9	47.6	98.8	63.3
		19:00 to 20:00 Hr	Day Time	46.0	76.4	54.6	45.9	100.6	63.4
		20:00 to 21:00 Hr	Day Time	45.0	81.2	52	47.8	104.6	71
		21:00 to 22:00 Hr	Day Time	42.6	71.6	49.7	47.1	101.2	72.8
		22:00 to 23:00 Hr	Night Time	39.2	75.0	48.6	47.0	106.1	71.4
		23:00 to 24:00 Hr	Night Time	35.8	79.2	45.6	45.3	106.7	79.2

Note: Noise Level in Leq dB (A) exceeded the prescribed standards are highlighted in yellow.



## Rajasthan State Pollution Control Board Deepawali Festival Noise Monitoring Report, 2020

Standard Limits in dB(A) Leq*		
Category of Area / Zone	Day	Night
Commercial	65	55
Residential	55	45
Silence	50	40

### **Interpretation:**

Noise levels in Leq dB(A) on Pre-Deepawali Day and Deepawali day during Day and Night Time from 2016-2020 in different cities of Rajasthan have been compiled at **Annexure A**. City-wise detailed observations are as under:

### **Jaipur:**

In Jaipur city, Noise level monitoring was carried out at six locations, namely, Gandhi Nagar (Residential), Jawahar Nagar (Residential), Raja Park (Commercial), Mansarovar (Commercial), SDM Hospital (Silence) and Civil Lines (Silence).

On Pre-Deepawali Day, in comparison to 2019, the noise level in Leq dB(A) during day and night time in 2020 has decreased at all monitoring locations except at Gandhi Nagar (residential area). On Deepawali Day, in comparison to 2019, the noise level in Leq dB (A) during day and night time in 2020 has decreased at all monitoring locations. In Jaipur City, the noise level in Leq dB (A) on deepawali day is lowest in 2020, since 2018.

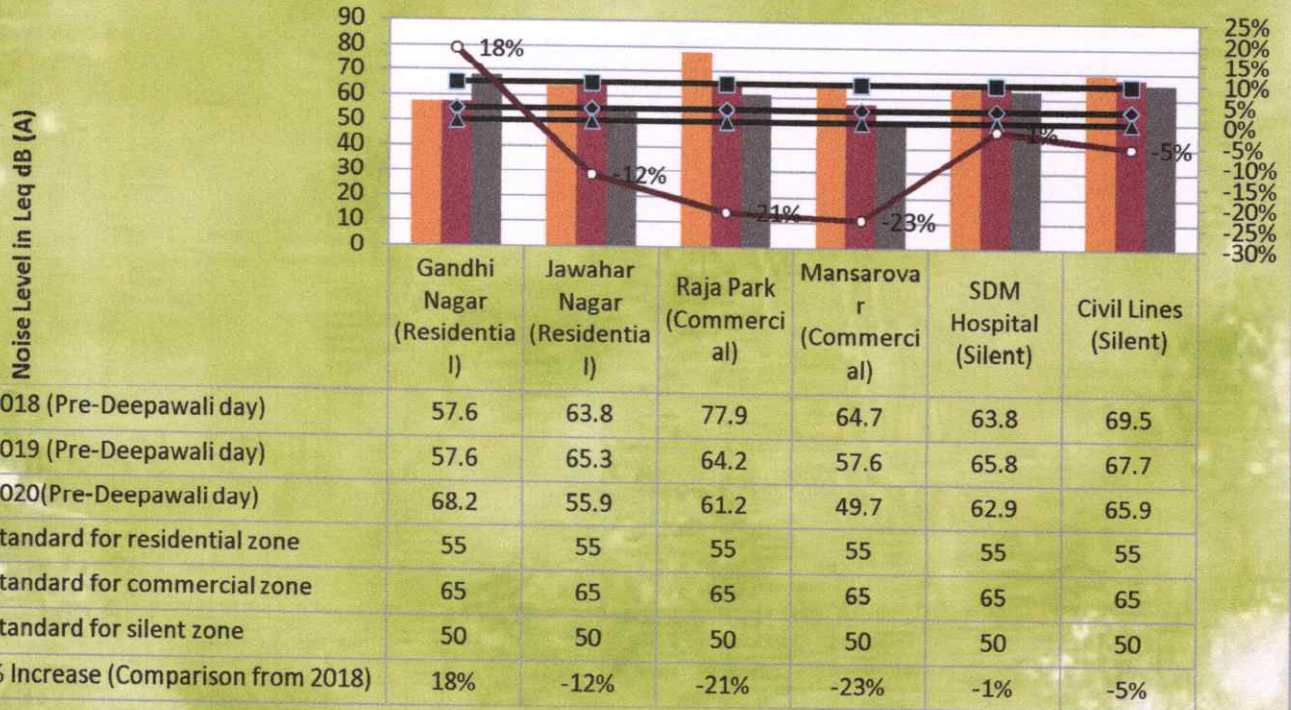
**On Deepawali Day, in comparison to 2018, the percentage of noise level in Leq dB (A) has decreased at highest level at Raja Park during day time (23%) and at Gandhi Nagar during night time (20%).**



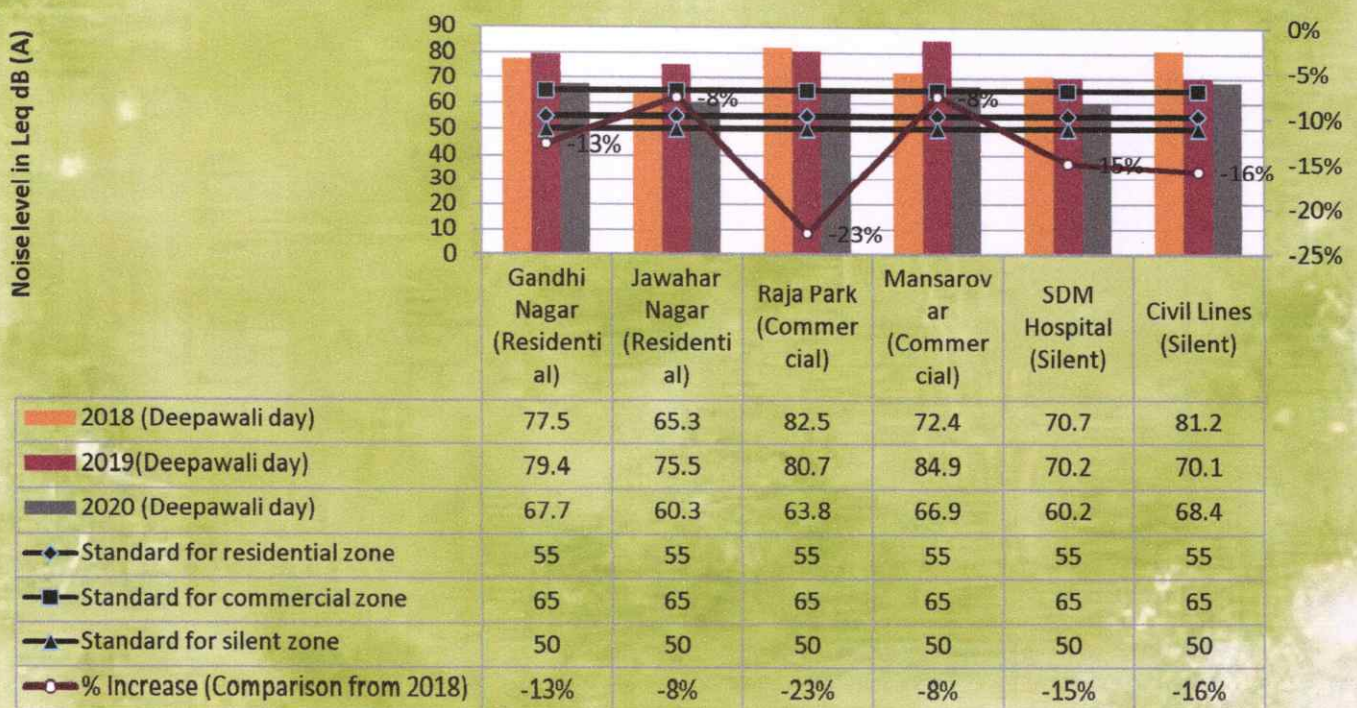
# Rajasthan State Pollution Control Board

## Deepawali Festival Noise Monitoring Report, 2020

### Noise Level in Leq dB(A) in Jaipur City on Pre-Deepawali day during day time



### Noise Level in Leq dB (A) in Jaipur City on Deepawali day during day time

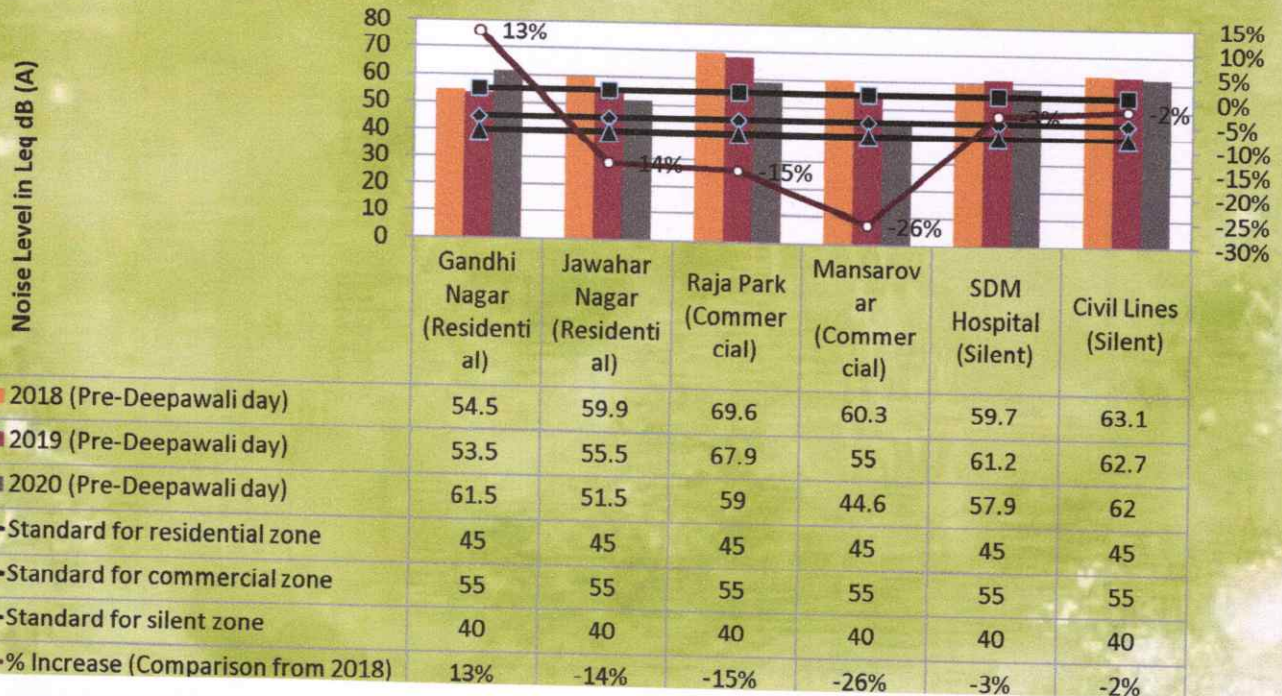




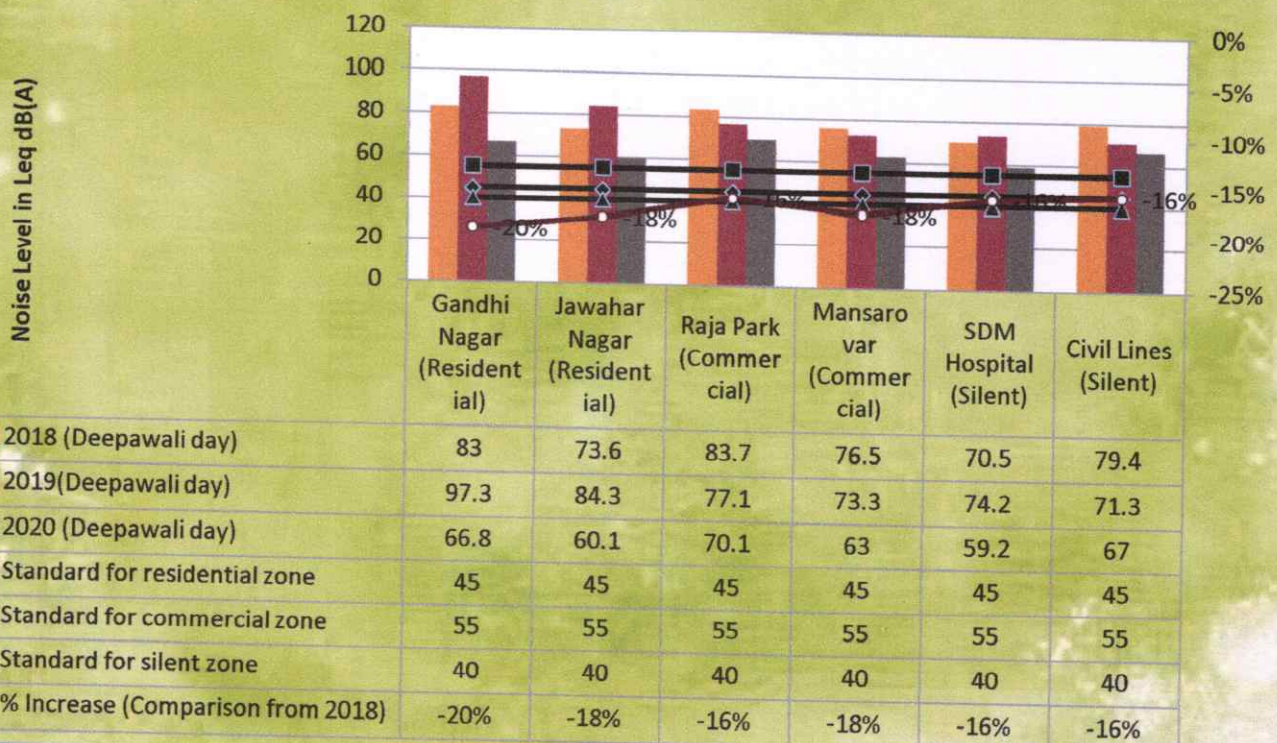
# Rajasthan State Pollution Control Board

## Deepawali Festival Noise Monitoring Report, 2020

### Noise Level in Leq dB (A) in Jaipur City on Pre-Deepawali day during Night time



### Noise Level in Leq dB(A) in Jaipur City on Deepawali day during Night time



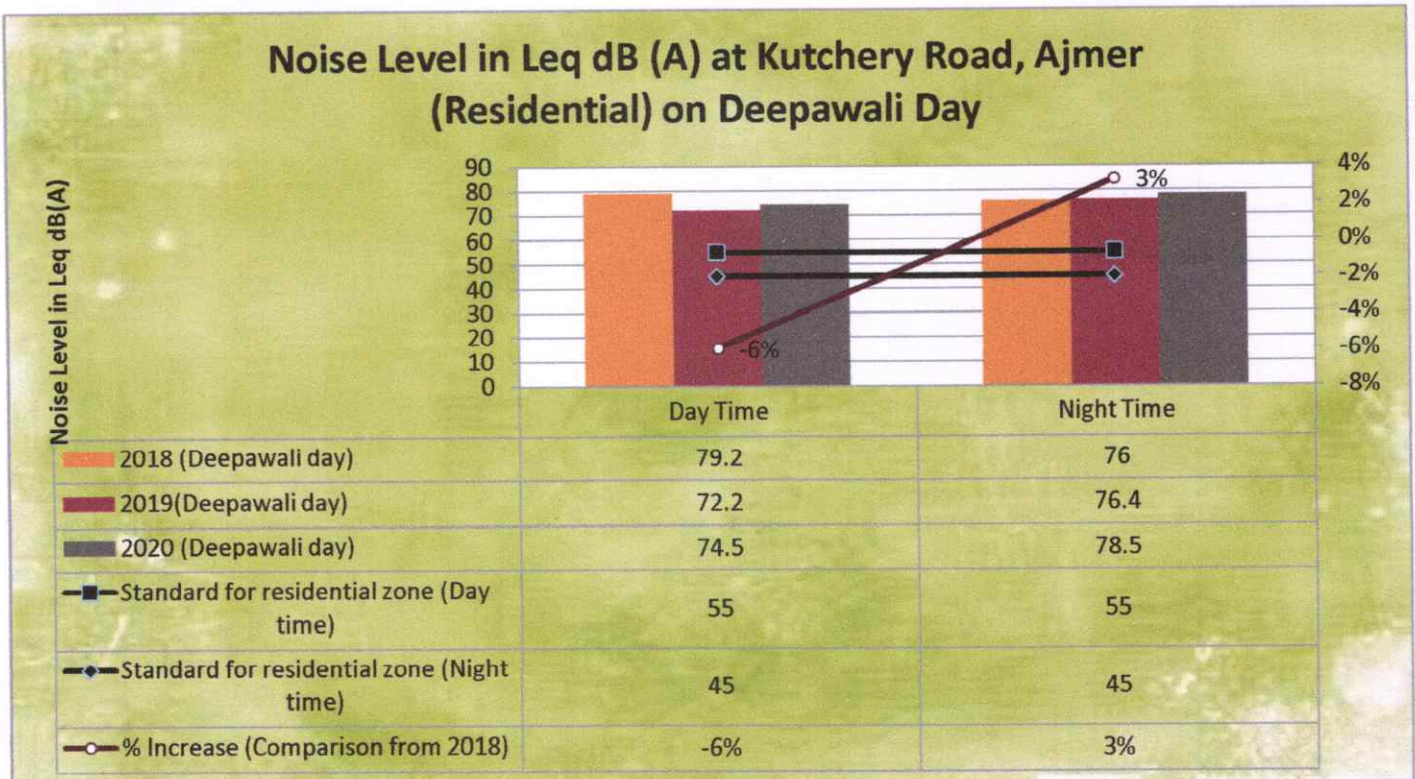


# Rajasthan State Pollution Control Board Deepawali Festival Noise Monitoring Report, 2020

## Ajmer:

In Ajmer city, Noise level monitoring was carried out at one location i.e. Kutchery Road, Ajmer (Residential). In comparison to 2019, both on Pre-Deepawali Day and on Deepawali Day, the noise level in Leq dB (A) during day and night time in 2020 has increased at the monitoring location except during day time on Pre- Deepawali day.

**On Deepawali Day, in comparison to 2018, the percentage of noise level in Leq dB (A) has decreased during day time (6%); while increased during night time (3%).**



## Bhilwara:

In Bhilwara city, Noise level monitoring was carried out at two locations, namely, near C-209, Azad Nagar, Bhilwara (Residential) and near Kumbha Circle, Azad Nagar, Bhilwara (Commercial).

In comparison to 2019, both on Pre-Deepawali Day and on Deepawali Day, the noise level in Leq dB (A) during day and night time in 2020 has decreased at both the monitoring locations except during day time near Kumbha Circle, Azad Nagar, Bhilwara on Pre-Deepawali Day and on Deepawali Day.

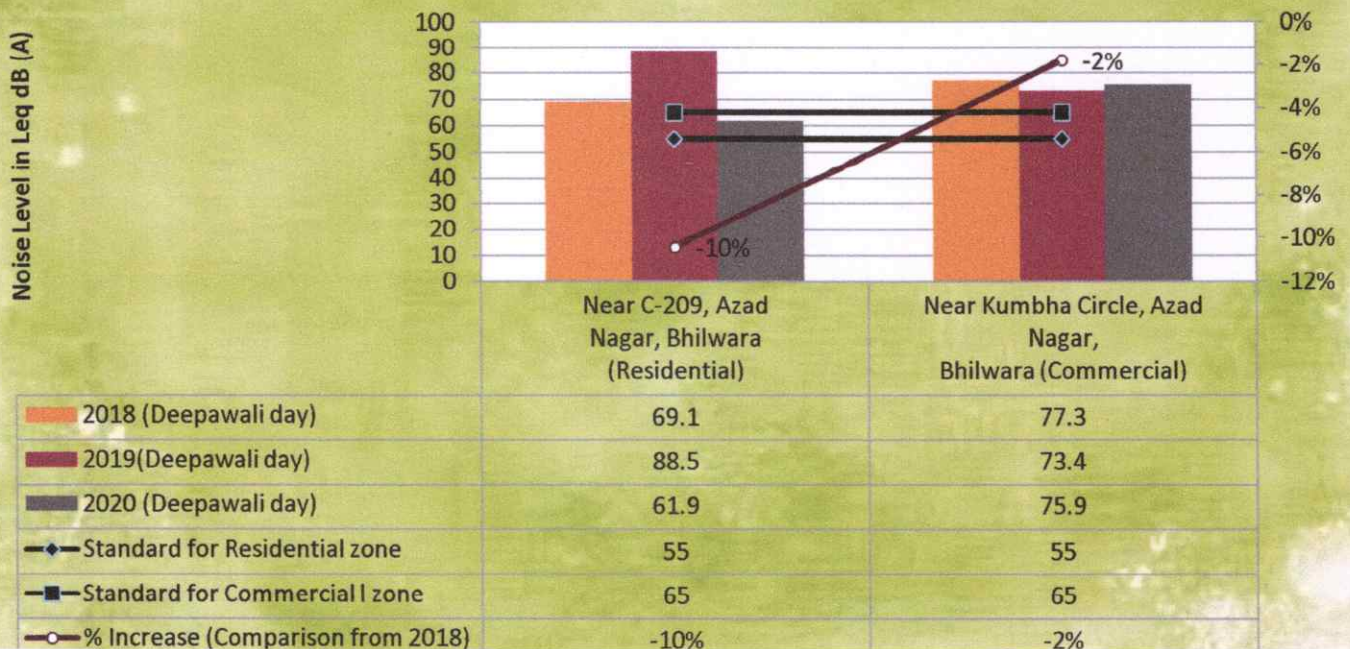
**On Deepawali Day, in comparison to 2018, the percentage of noise level in Leq dB (A) has decreased at highest level at Azad Nagar during day time (10%) and during night time (13%).**



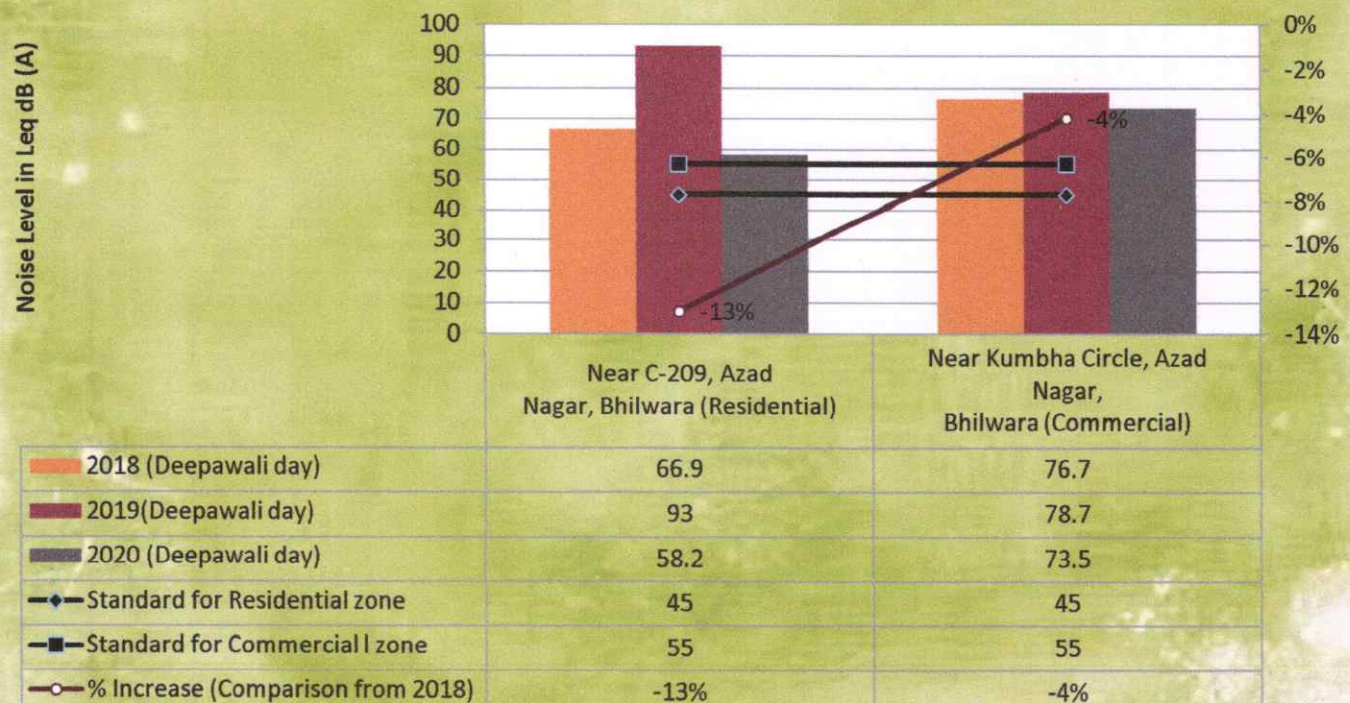
# Rajasthan State Pollution Control Board

## Deepawali Festival Noise Monitoring Report, 2020

### Noise Level in Leq dB (A) at Bhilwara City on Deepawali Day during Day Time



### Noise Level in Leq dB (A) at Bhilwara City on Deepawali Day during Night Time





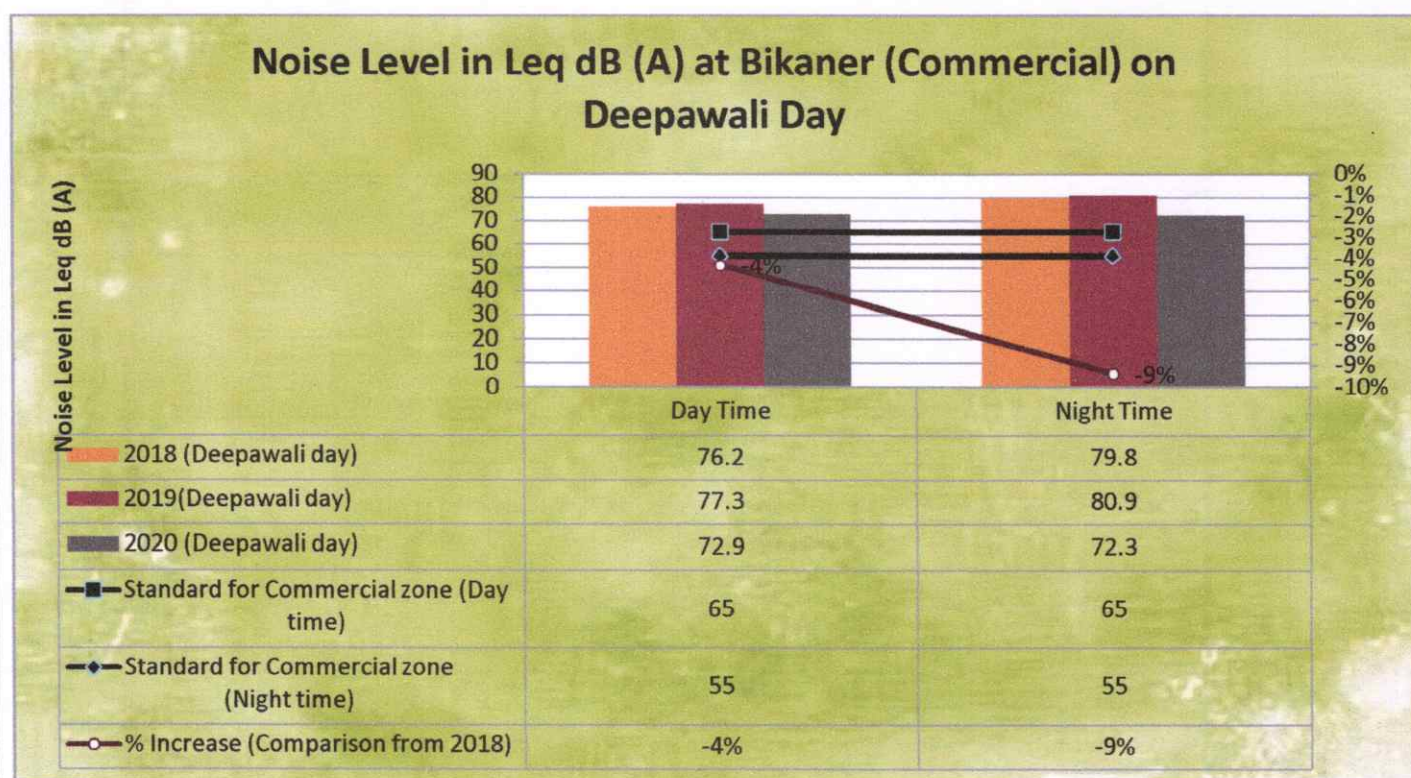
# Rajasthan State Pollution Control Board Deepawali Festival Noise Monitoring Report, 2020

## Bikaner:

In Bikaner city, Noise level monitoring was carried out at one location namely Junagarh, Bikaner (Commercial).

On Pre-Deepawali Day and on Deepawali Day, in comparison to 2019, the noise level in LeqdB(A) during day and night time in 2020 has decreased at the monitoring location except during day time on Pre-Deepawali day.

On Deepawali Day, in comparison to 2018, the percentage of noise level in Leq dB (A) has decreased during day time (4%) and during night time (9%).



## Sikar:

In Sikar city, Noise level monitoring was carried out at one location namely Shivsinghpura Housing Board, Nawalgarh Road, (Residential).

On Pre-Deepawali and Deepawali day, in comparison to 2019, the noise level in LeqdB(A) both during day and night time in 2020 has decreased at the monitoring location.

On Deepawali Day, in comparison to 2018, the percentage of noise level in Leq dB (A) has decreased during day time (20%) and during night time (22%).

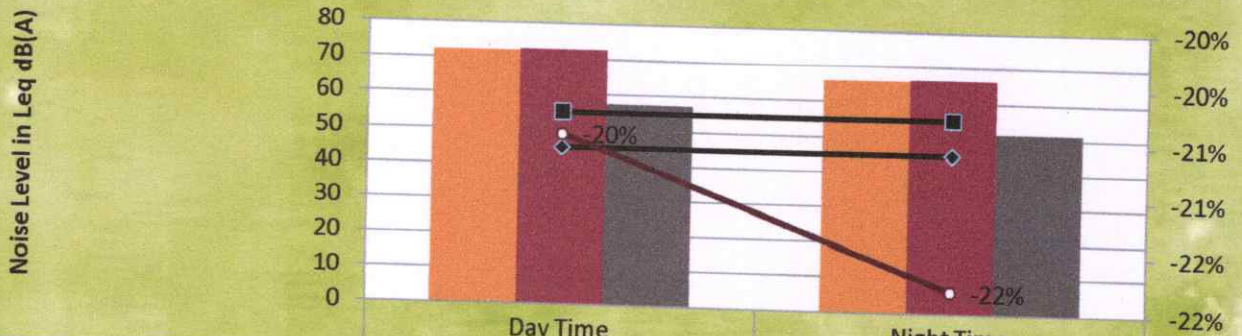




# Rajasthan State Pollution Control Board

## Deepawali Festival Noise Monitoring Report, 2020

### Noise Level in Leq dB(A) at Nawalgarh Road, Sikar (Residential) on Deepawali Day



	Day Time	Night Time
2018 (Deepawali day)	72.3	66
2019 (Deepawali day)	72.7	66.5
2020 (Deepawali day)	57.5	51.6
Standard for residential zone (Day time)	55	55
Standard for residential zone (Night time)	45	45
% Increase (Comparison from 2018)	-20%	-22%

### Pali:

In Pali city, Noise level monitoring was carried out at three locations, namely, Near M/s Maharaja Shree Umaid Mills, Pali (Residential), Surajpol, Near Townhall, Pali (Commercial) and Govt. Bangur Hospital, Pali (Silent).

On Pre-Deepawali Day, in comparison to 2019, the noise level in Leq dB (A) during day and night time in 2020 has decreased at all monitoring locations except Govt. Bangur Hospital, Pali; while on Deepawali Day, in comparison to 2019, the noise level in Leq dB (A) during day and night time in 2020 has increased at all monitoring locations except at Govt. Bangur Hospital, Pali during night time and at Surajpol, Near Townhall, Pali during day time.

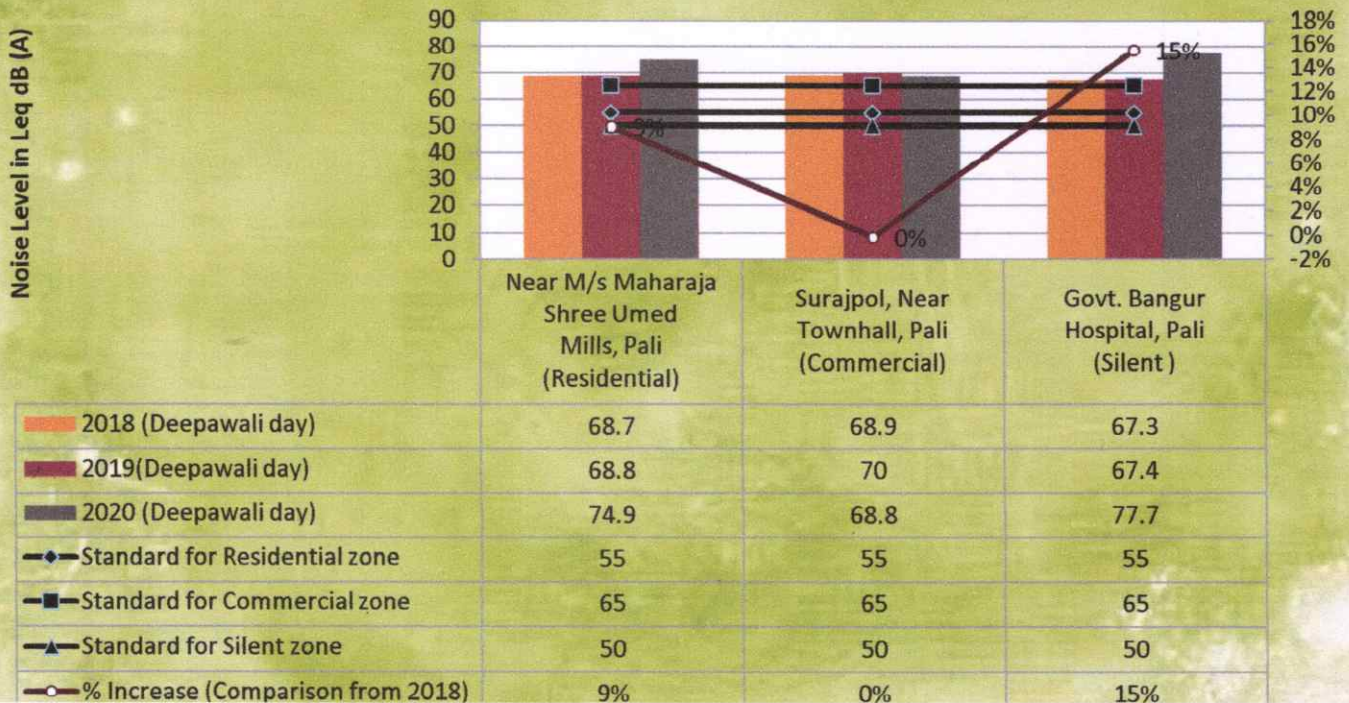
On Deepawali Day, in comparison to 2018, the percentage of noise level in Leq dB (A) has increased at highest level at Government Bangur Hospital, Pali during day time (15%) and at Surajpol, Near Town Hall, Pali during night time (14%).



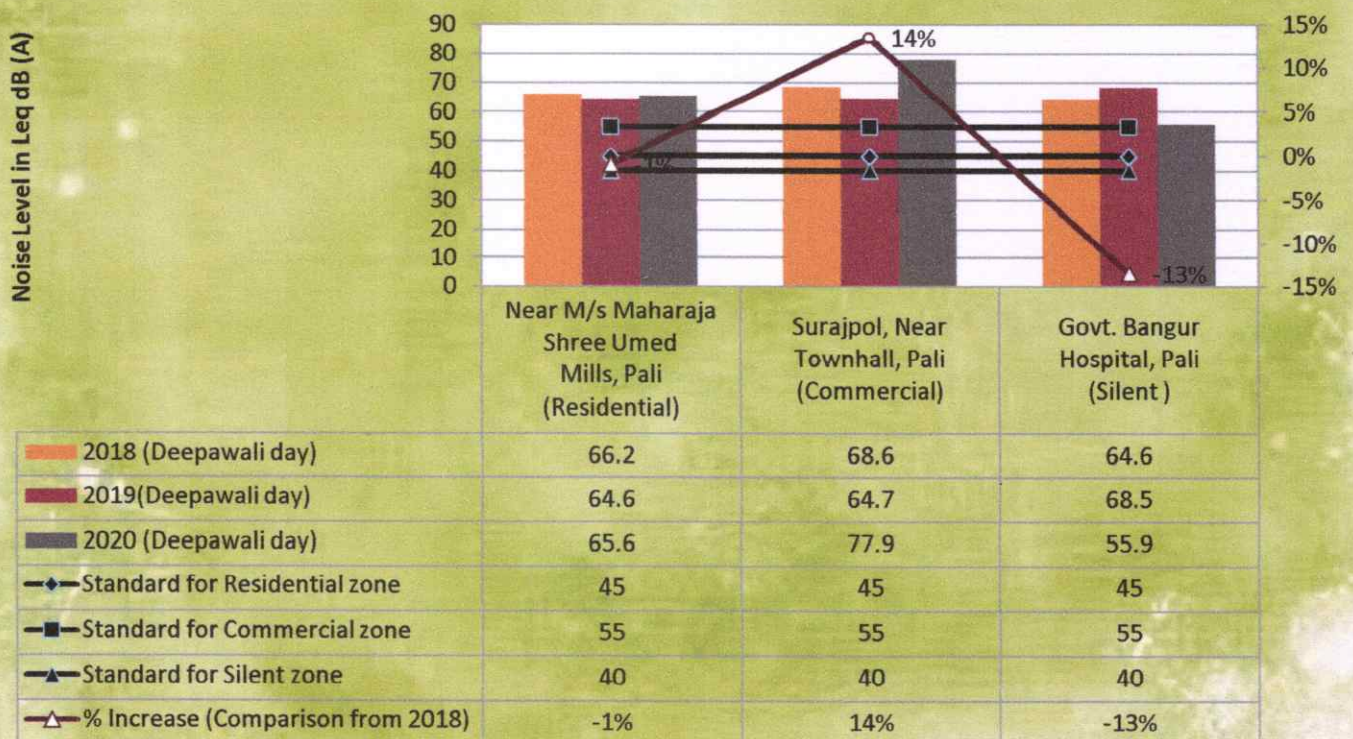
# Rajasthan State Pollution Control Board

## Deepawali Festival Noise Monitoring Report, 2020

### Noise Level in Leq dB (A) at Pali City on Deepawali Day during Day Time



### Noise Level in Leq dB (A) at Pali City on Deepawali Day during Night Time





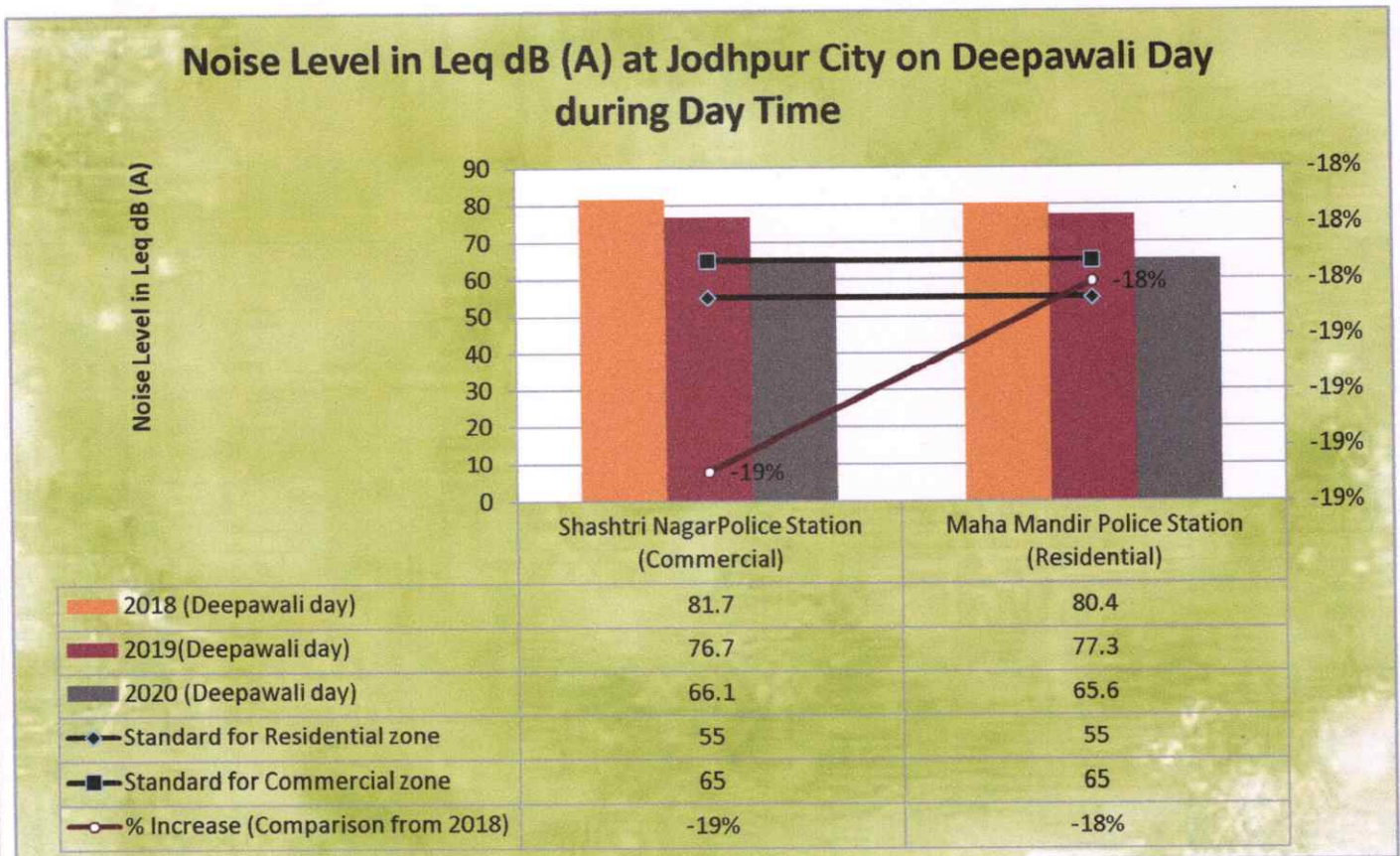
# Rajasthan State Pollution Control Board Deepawali Festival Noise Monitoring Report, 2020

## Jodhpur:

In Jodhpur city, Noise level monitoring was carried out at two locations i.e. Mahamandir, Jodhpur (Residential) and Shastri Nagar Police Station, Jodhpur (Commercial).

On Pre-Deepawali and Deepawali day, in comparison to 2019, the noise level in Leq dB(A) during daytime in 2020 has decreased at all monitoring locations; while during night time in 2020 has increased at all monitoring locations except at Shastri Nagar Police Station, Jodhpur on Deepawali day.

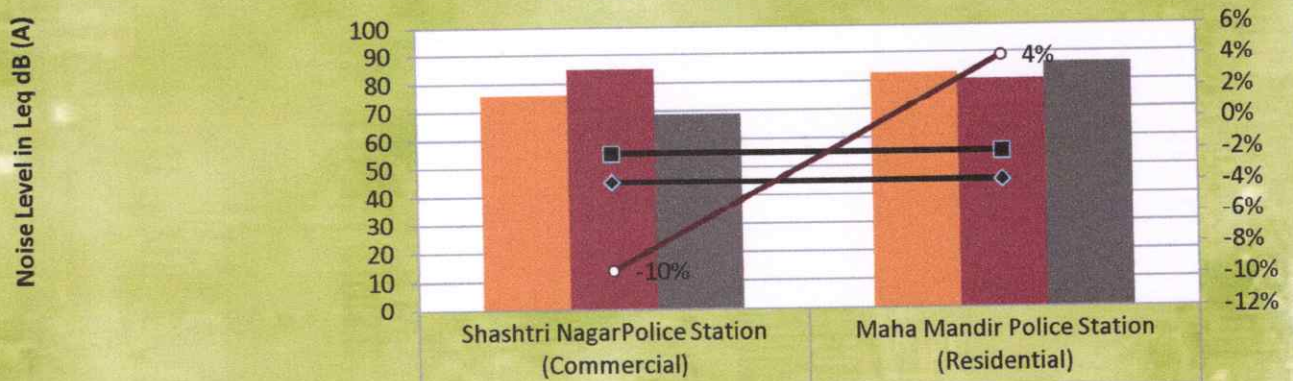
On Deepawali Day, in comparison to 2018, the percentage of noise level in Leq dB (A) has decreased at highest level at Shastri Nagar Police Station, Jodhpur during day time (19%) and during night time (10%).





# Rajasthan State Pollution Control Board Deepawali Festival Noise Monitoring Report, 2020

## Noise Level in Leq dB (A) at Jodhpur City on Deepawali Day during Night Time



Year/Category	Shashtri Nagar Police Station (Commercial)	Maha Mandir Police Station (Residential)
2018 (Deepawali day)	76.3	82.9
2019 (Deepawali day)	85.1	80.5
2020 (Deepawali day)	69	86.2
Standard for Residential zone	45	45
Standard for Commercial zone	55	55
% Increase (Comparison from 2018)	-10%	4%

### Bharatpur:

In Bharatpur city, Noise level monitoring was carried out at one location namely Regional Office, RSPCB, Bharatpur (Residential).

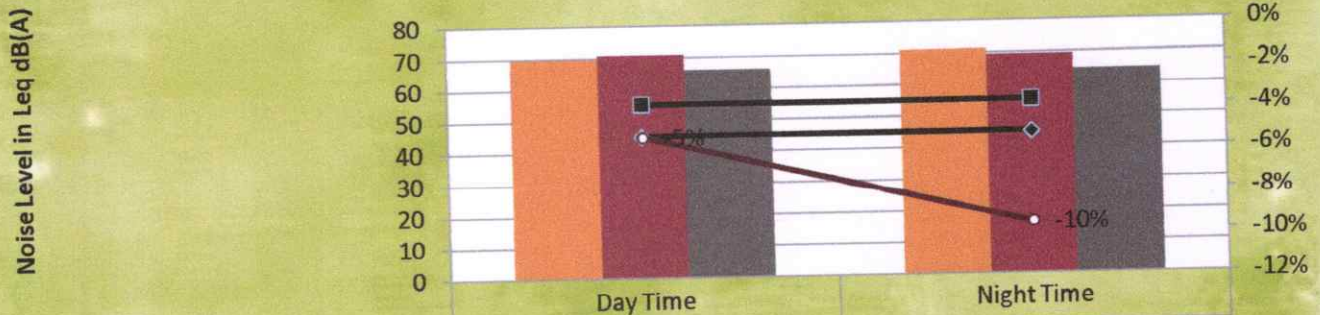
On Pre-Deepawali and Deepawali day, in comparison to 2019, the noise level in LeqdB(A) during day and night time in 2020 has decreased at the monitoring location except during day time on Pre- Deepawali day.

On Deepawali Day, in comparison to 2018, the percentage of noise level in Leq dB (A) has decreased during day time (5%) and during night time (10%).



# Rajasthan State Pollution Control Board Deepawali Festival Noise Monitoring Report, 2020

## Noise Level in Leq dB (A) at Bharatpur (Residential) on Deepawali Day



	Day Time	Night Time
2018 (Deepawali day)	69.9	71.3
2019 (Deepawali day)	71	69.5
2020 (Deepawali day)	66.2	64.5
Standard for Residential zone (Day time)	55	55
Standard for Residential zone (Night time)	45	45
% Increase (Comparison from 2018)	-5%	-10%

### Udaipur:

In Udaipur city, Noise level monitoring was carried out at three locations, namely, Near Suraj Pole Gate, Udaipur (Commercial), M.B. Hospital, (Silent) and Amba Mata Scheme, Udaipur (Residential).

On Pre-Deepawali Day and on Deepawali Day, in comparison to 2019, the noise level in Leq dB(A) during day and night time in 2020 has decreased at all monitoring locations except at MB Hospital (day time & night time) on Pre-Deepawali Day & on Deepawali Day and Amba Mata Scheme (day time) on Pre-Deepawali Day.

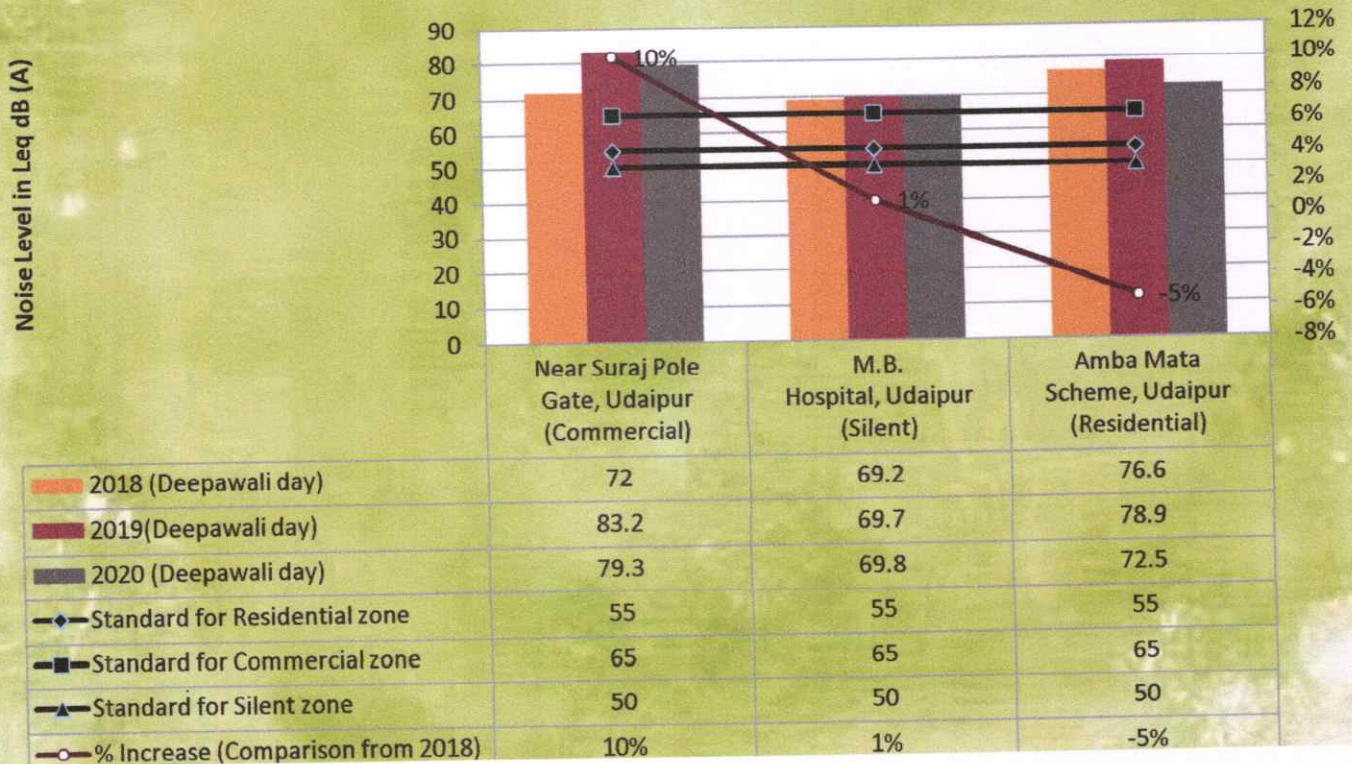
On Deepawali Day, in comparison to 2018, the percentage of noise level in Leq dB (A) has decreased at highest level at Amba Mata Scheme, Udaipur during day time (5%) and at Near Suraj Pole Gate, Udaipur during night time (15%).



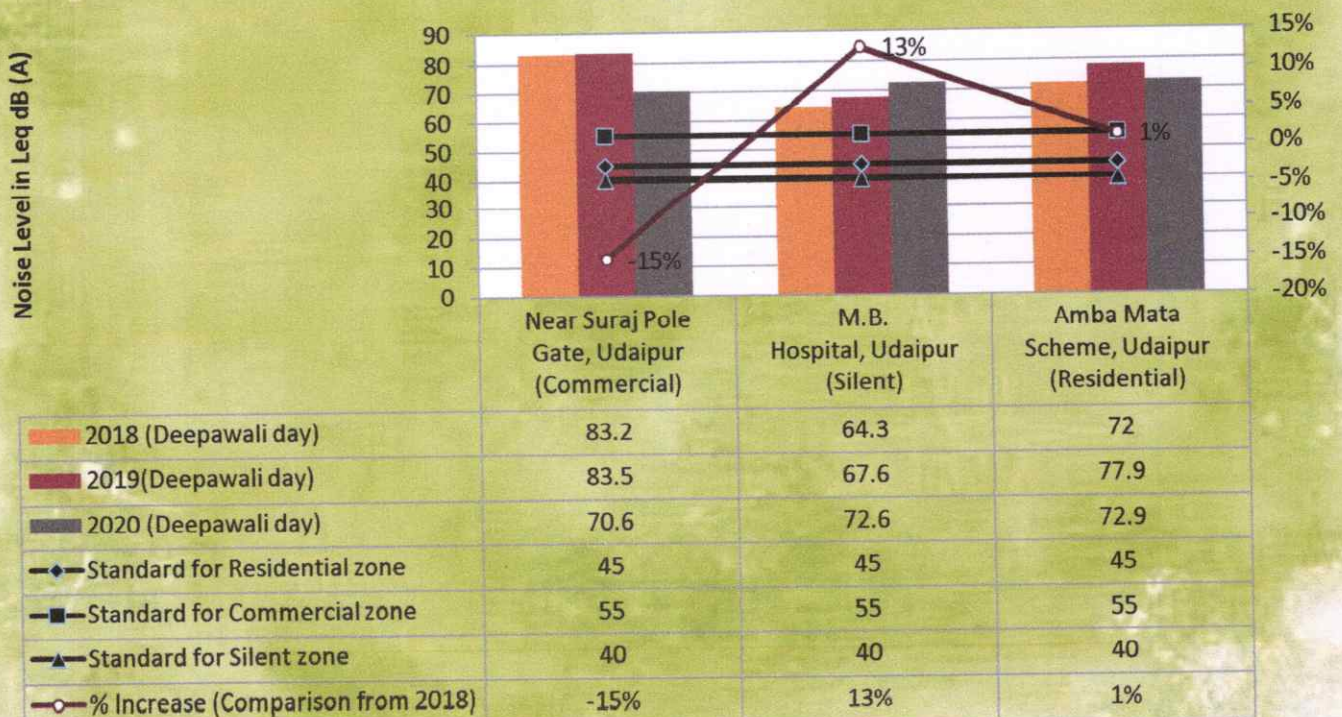
# Rajasthan State Pollution Control Board

## Deepawali Festival Noise Monitoring Report, 2020

### Noise Level in Leq dB (A) at Udaipur City on Deepawali Day during Day Time



### Noise Level in Leq dB (A) at Udaipur City on Deepawali Day during Night Time





# Rajasthan State Pollution Control Board Deepawali Festival Noise Monitoring Report, 2020

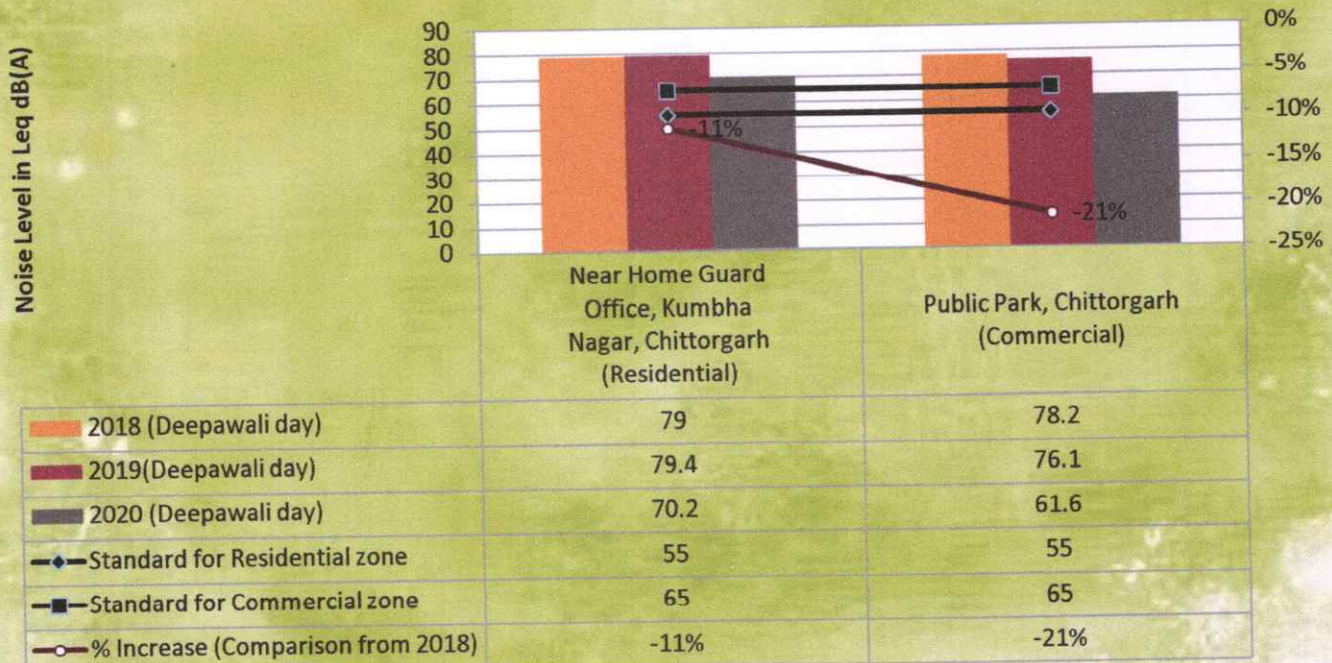
## Chittorgarh:

In Chittorgarh city, Noise level monitoring was carried out at two locations namely Public park, Chittorgarh (Commercial) and Near Home Guard Office, Kumbha Nagar (Residential).

On Pre-Deepawali and Deepawali day, in comparison to 2019, the noise level in LeqdB(A) during day and night time in 2020 has decreased at the monitoring locations.

On Deepawali Day, in comparison to 2018, the percentage of noise level in Leq dB (A) has decreased at highest level at Public Park, Chittorgarh during day time (21%) and during night time (24%).

**Noise Level in Leq dB (A) in Chittorgarh on Deepawali Day during Day time**

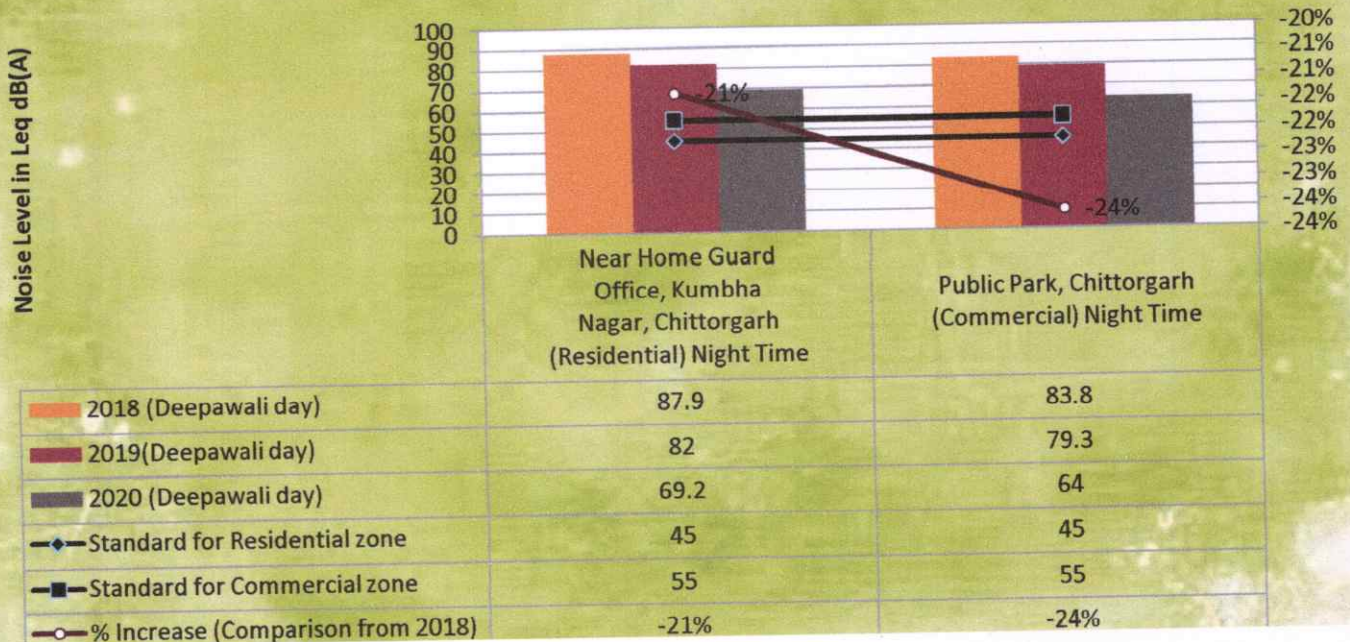




# Rajasthan State Pollution Control Board

## Deepawali Festival Noise Monitoring Report, 2020

### Noise Level in Leq dB (A) in Chittorgarh on Deepawali Day during Night time



### Balotra:

In Balotra city, Noise level monitoring was carried out at one location namely Maheshwari Bhawan, Near IInd Railway Crossing (Residential).

In comparison to 2019, both on Pre-Deepawali Day and on Deepawali Day, the noise level in LeqdB(A) has decreased during day and night time.

On Deepawali Day, in comparison to 2018, the percentage of noise level in Leq dB (A) has decreased during day time (7%); while increased during night time (25%).

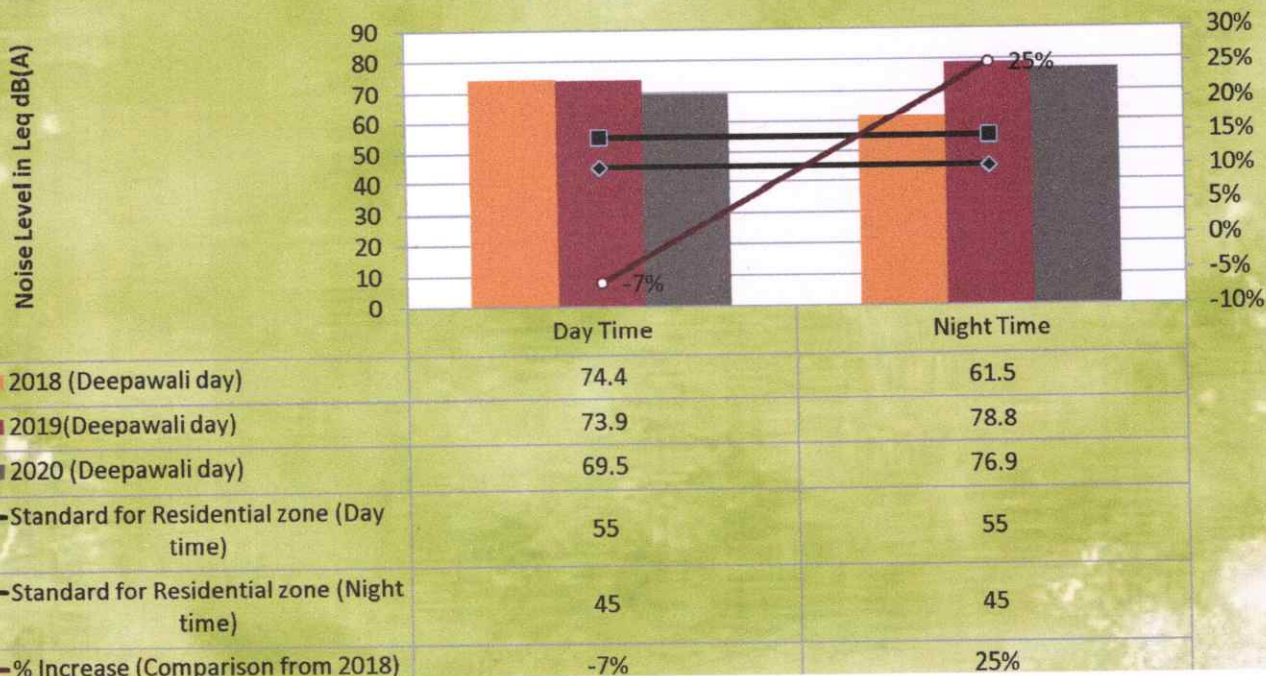




# Rajasthan State Pollution Control Board

## Deepawali Festival Noise Monitoring Report, 2020

### Noise Level in Leq dB (A) at Balotra (Residential) on Deepawali Day



### Bhiwadi:

In Bhiwadi city, Noise level monitoring was carried out at two locations namely, Ashiana Garden Society (Residential) and Star Hospital (Silent).

On Pre-Deepawali Day, in comparison to 2019, the noise level in Leq dB (A) during day and night time in 2020 has increased at all monitoring locations except Star Hospital (day time); while on Deepawali Day, in comparison to 2019, the noise level in Leq dB (A) during day and night time in 2020 has decreased at all monitoring locations.

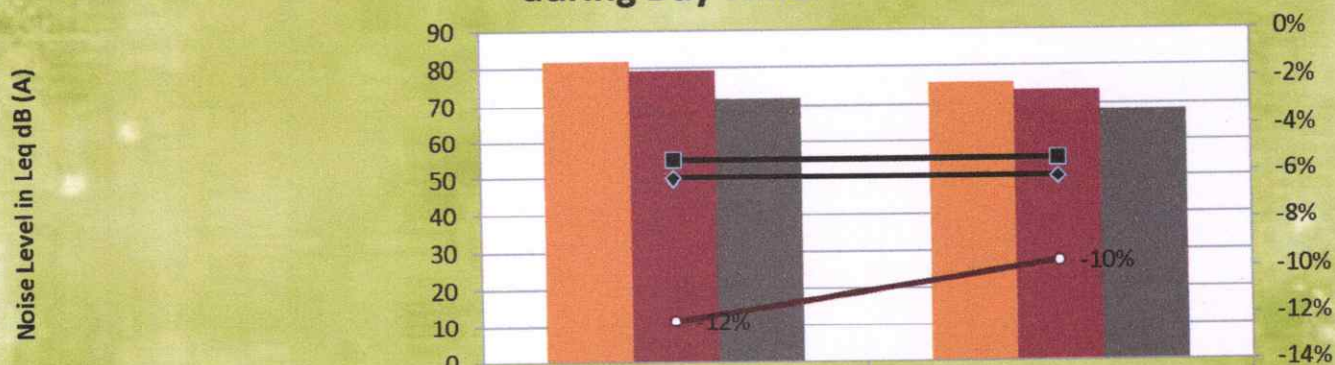
On Deepawali Day, in comparison to 2018, the percentage of noise level in Leq dB (A) has decreased at highest level at Ashiana Garden Society during day time (12%) and during night time (36%).



# Rajasthan State Pollution Control Board

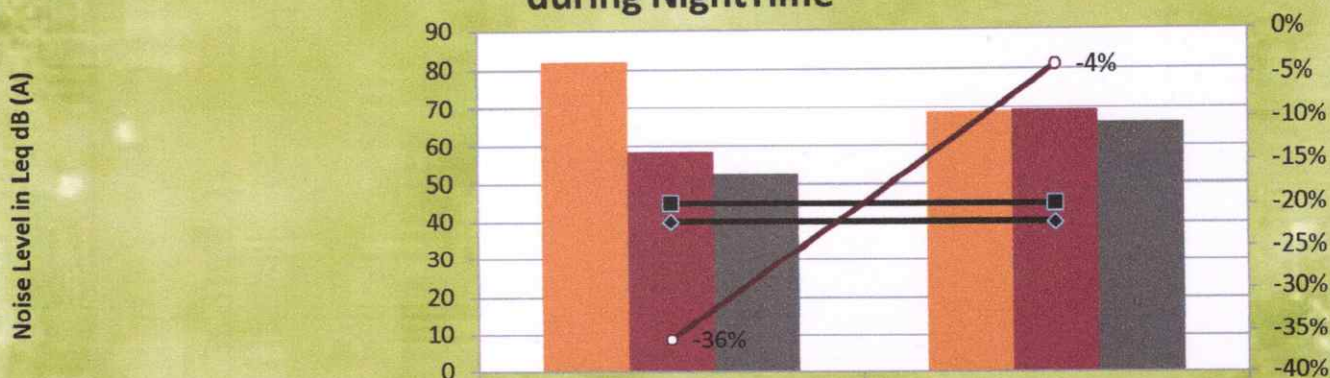
## Deepawali Festival Noise Monitoring Report, 2020

### Noise Level in Leq dB (A) at Bhiwadi City on Deepawali Day during Day Time



	Ashiana Garden Society, Bhiwadi (Residential)	Star Hospital, Bhiwadi (Silent)
2018 (Deepawali day)	81.8	75.9
2019 (Deepawali day)	79.4	73.6
2020 (Deepawali day)	71.8	68.5
Standard for Residential zone	55	55
Standard for Silent zone	50	50
% Increase (Comparison from 2018)	-12%	-10%

### Noise Level in Leq dB (A) at Bhiwadi City on Deepawali Day during NightTime



	Ashiana Garden Society, Bhiwadi (Residential)	Star Hospital, Bhiwadi (Silent)
2018 (Deepawali day)	82.2	68.8
2019 (Deepawali day)	58.4	69.2
2020 (Deepawali day)	52.5	66.1
Standard for Residential zone	45	45
Standard for Silent zone	40	40
% Increase (Comparison from 2018)	-36%	-4%



# Rajasthan State Pollution Control Board Deepawali Festival Noise Monitoring Report, 2020

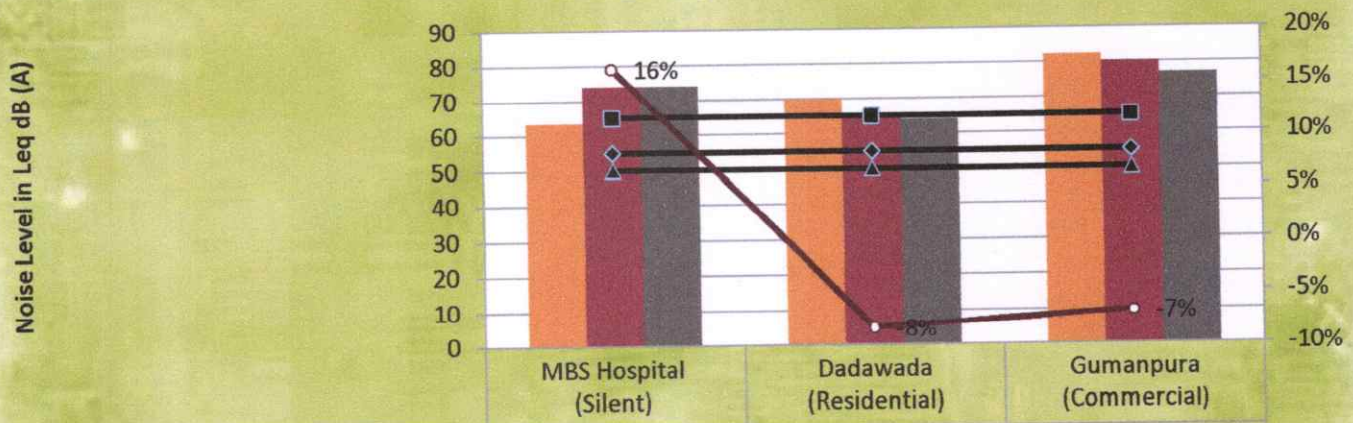
## Kota:

In Kota city, Noise level monitoring was carried out at three locations, namely M.B.S. Hospital, (Silent), Dadawada (Residential) and Gumanpura (Commercial).

On Pre-Deepawali Day and Deepawali day, in comparison to 2019, the noise level in Leq dB(A) during day and night time in 2020 has decreased at all monitoring locations except at Gumanpura during night time on Deepawali day.

On Deepawali Day, in comparison to 2018, the percentage of noise level in Leq dB (A) has decreased at highest level at Gumanpura during day time (7%) and at Dadawada during night time (12%).

**Noise Level in Leq dB (A) at Kota City on Deepawali Day during Day Time**

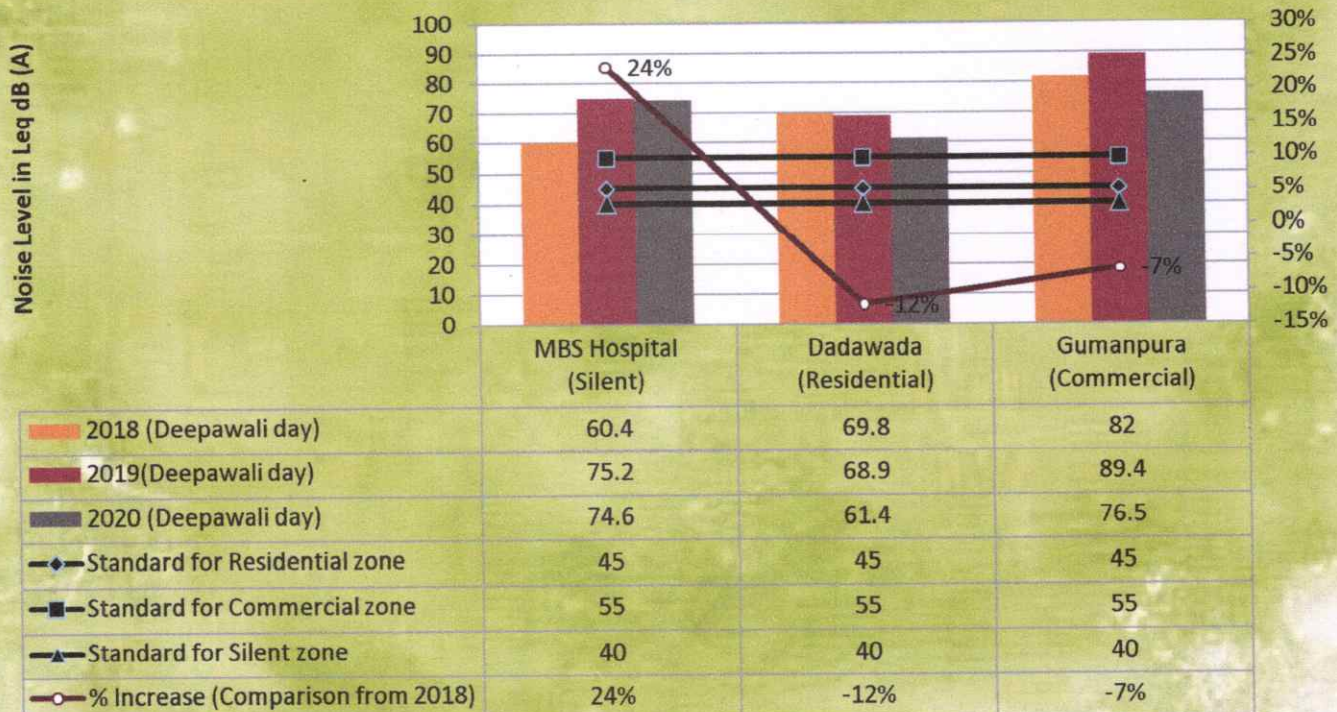


2018 (Deepawali day)	63.6	69.9	82.5
2019 (Deepawali day)	74	64.7	80.2
2020 (Deepawali day)	74	64.1	76.9
◆ Standard for Residential zone	55	55	55
■ Standard for Commercial zone	65	65	65
▲ Standard for Silent zone	50	50	50
○ % Increase (Comparison from 2018)	16%	-8%	-7%



# Rajasthan State Pollution Control Board Deepawali Festival Noise Monitoring Report, 2020

## Noise Level in Leq dB (A) at Kota City on Deepawali Day during Night Time



### Alwar:

In Alwar city, Noise level monitoring was carried out at two locations, namely, Kala Kuan (Residential) and General Hospital (Silent).

On Pre-Deepawali and Deepawali Day, in comparison to 2019, the noise level in Leq dB(A) during day and night time in 2020 has decreased at the monitoring locations except at General Hospital (day time) on Pre-Deepawali and Deepawali Day.

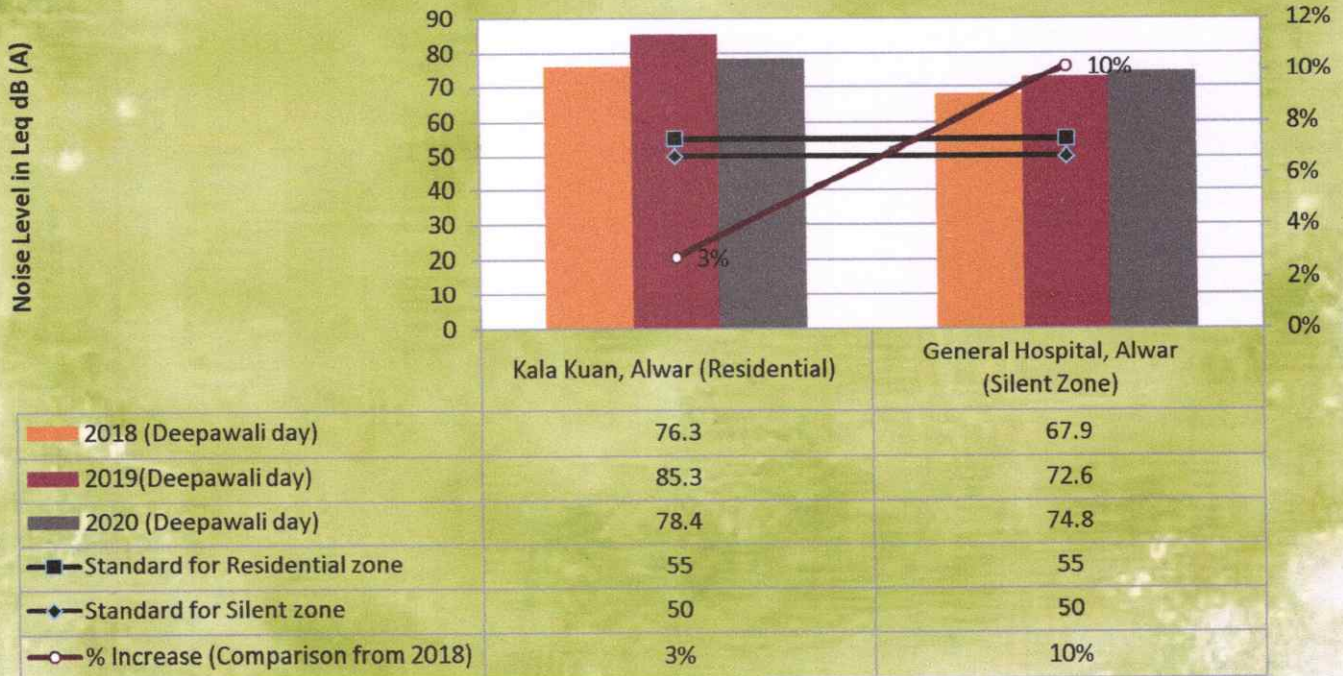
On Deepawali Day, in comparison to 2018, the percentage of noise level in Leq dB (A) has increased at highest level at General Hospital during day time (10%) and at Kala Kuan during night time (62%).



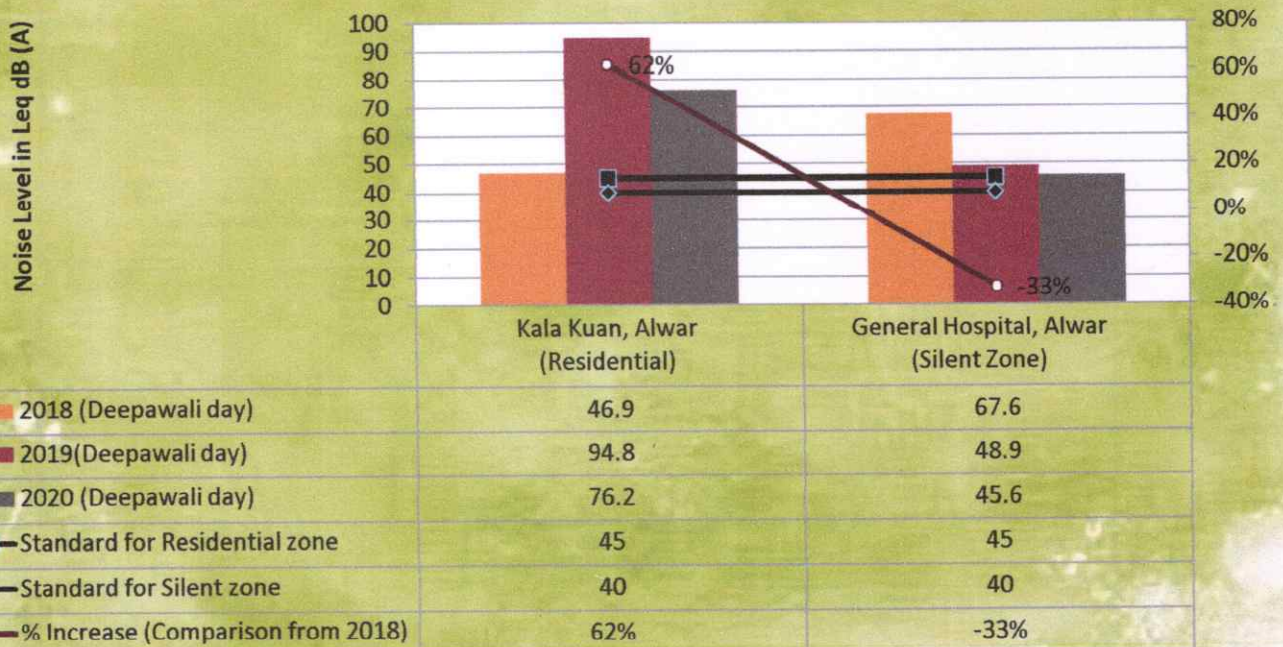
# Rajasthan State Pollution Control Board

## Deepawali Festival Noise Monitoring Report, 2020

### Noise Level in Leq dB (A) at Alwar City on Deepawali Day during Day Time



### Noise Level in Leq dB (A) at Alwar City on Deepawali Day during Night Time





## **Rajasthan State Pollution Control Board** **Deepawali Festival Noise Monitoring Report, 2020**

### **Conclusion:**

- Noise Level Monitoring was conducted on **09.11.2020 (Pre-Deepawali Day) & 14.11.2020 (On Deepawali Day)** at 30 different locations in fourteen cities.
- **On comparison of noise levels of 2018 & 2020, the highest decrease in the percentage of noise level in Leq dB (A) has observed at Ashiana Garden Society, Bhiwadi (36%) during night time in Rajasthan.**
- **On comparison of noise levels of 2018 & 2020, the highest increase in the percentage of noise level in Leq dB (A) has observed at Kala Kuan, Alwar (62%) during night time in Rajasthan.**
- On comparison of noise monitoring levels of 2019 & 2020, decrease in noise level was observed at 20 locations out of 30 on Pre-Deepawali day during day time; While, decrease in noise level was observed at 21 locations out of 30 on Pre-Deepawali day during night time.
- On comparison of noise monitoring levels of 2019 & 2020, decrease in noise level was observed at 24 locations out of 30 on Deepawali day during day time; While, decrease in noise level was observed at 25 locations out of 30 on Deepawali day during night time.
- On comparison of noise monitoring levels of Pre-Deepawali Day and Deepawali Day in 2020, decrease in noise level was observed on Deepawali Day at 6 locations (3 at day time and 3 at night time); while at all other locations noise level has increased from Pre-Deepawali Day to Deepawali Day.
- On comparison of noise monitoring levels of 2019 & 2020, decrease in noise level was observed at 13 locations out of 30 on Pre-Deepawali day & Deepawali day irrespective of day & night time.
- Out of the 30 monitored locations, only eight locations i.e. Raja Park, Jaipur (Pre-Deepawali Day-day time and Deepawali Day-day time), Mansarovar (Pre-Deepawali Day-day and night time), Near C-209, Azad Nagar, Bhilwara (Pre-Deepawali Day-day time), Dadawada, Kota (Pre-Deepawali Day-day time), Kala Kuan, Alwar (Pre-Deepawali Day-day time), Shivshinghpura, Housing Board, Nawalgarh Road, Sikar (Pre-Deepawali Day-day time), Public Park, Chittorgarh (Pre-Deepawali Day-day time and Deepawali Day-day time) and Maheshwari Bhawan, Near IInd Railway Crossing, Balotra (Pre-Deepawali Day-day time), have complied the Noise Standards prescribed under the provisions of Noise Pollution (Regulation & Control) Rules, 2000.
- On comparison of noise monitoring levels from 2017 to 2020 in Jaipur City, the noise level in Leq dB (A) on Deepawali day, 2020 is lowest at all six locations.
- On comparison of noise monitoring levels from 2017 to 2020, the noise level in Leq dB (A) on Deepawali day, 2020 is lowest at Near C-209, Azad Nagar (Bhilwara), Surajpole, Near Townhall (Pali), Junagarh (Bikaner), Shastri Nagar Police Station (Jodhpur), Gumanpura (Kota), Star Hospital (Bhiwadi), Shivshinghpura, Housing Board, Nawalgarh Road (Sikar), Public Park (Chittorgarh), Near Home Guard Office, Kumbha Nagar (Chittorgarh) & Regional Office, RSPCB (Bharatpur).



### **Chairperson**

Smt. Veenu Gupta, IAS

### **Member Secretary**

Sh. Uday Shankar, IFS

### **Chief Environmental Engineer**

Dr. Vijai Singhal

### **Chief Scientific Officer**

Sh. S. N. Tikkiwal

### **Report Preparation & Data Compilation**

Mrs. Shweta Gupta, SO, Mrs. Rinky Mahera, JSO.

### **Monitoring Team**

Dr. Vimal Poswal, SO, Dr. Narain Bhoot, SO, Sh. OP Shardul, JSO, Sh. Santosh Basethia, JSO, Sh. Hitesh Upadhyay, JSO, Dr. Atahar Parvez, JSO, Sh. Mahesh Malav, JSO, Sh. Atuleshwar Dutt Mathur, Intern, Sh. Suraj Godara, Intern, Sh. Abhishek Singh Shekhwat, Intern, Sh. Shubham Sharma, Intern.

#### **Email:-**

[member-secretary@rpcb.nic.in](mailto:member-secretary@rpcb.nic.in)

Contact No.: 0141-2716802

Fax: 2716895

#### **Website:-**

<http://environment.rajasthan.gov.in/content/environment/en/rajasthan-state-pollution-control-board.html#>

City Name	Name of Monitoring location		2014		2015		2016		2017		2018		2019		2020	
			Pre-Deepawali Day	Deepawali Day	Pre-Deepawali Day	Deepawali Day	Pre-Deepawali Day	Deepawali Day	Pre-Deepawali Day	Deepawali Day	Pre-Deepawali Day	Deepawali Day	Pre-Deepawali Day	Deepawali Day	Pre-Deepawali Day	Deepawali Day
Jaipur	Gandhi Nagar (Residential)	Day Time	69.8	73.3	70.7	76.3	59.7	80.1	59.7	71.2	57.5	77.5	57.6	79.4	68.2↑	67.7↓
		Night Time	58.4	76.2	59.5	77.2	61.2	77.1	54.4	73.9	54.5	83.0	53.5	97.3	61.5↑	66.8↓
	Jawahar Nagar (Residential)	Day Time	63.9	67.0	56.3	80.9	60.8	89.3	68.8	74.5	63.8	65.3	63.6	75.5	55.9↓	60.3↓
		Night Time	53.2	74.9	54.2	80.9	55.6	82.8	56.2	82.5	59.9	73.6	55.5	84.3	51.5↓	60.1↓
	Raja Park (Commercial)	Day Time	76.6	83.1	75.6	80.6	67.1	75.3	68.0	73.3	77.9	82.5	64.2	80.7	61.2↓	63.8↓
		Night Time	57.9	77.5	59.4	77.9	57.0	65.6	62.8	77.4	69.6	83.7	67.9	77.1	59↓	70.1↓
	Mansarovar (Commercial)	Day Time	—	—	—	—	71.4	74.2	64.9	78.8	64.7	72.4	57.6	84.9	49.7↓	66.9↓
		Night Time	—	—	—	—	67.4	65.0	61.2	79.1	60.3	76.5	55.0	73.3	44.6↓	63↓
	SDM Hospital (Silence)	Day Time	76.7	73.7	72.1	75.5	70.2	71.8	80.8	73.2	63.8	70.7	65.8	70.2	62.9↓	60.2↓
		Night Time	65.4	72.6	65.2	73.1	64.1	73.0	70.3	84.7	59.7	70.5	61.2	74.2	57.9↓	59.2↓
Civil Lines (Silence)	Day Time	64.3	70.1	63.3	68.6	63.1	68.7	65.7	71.9	69.5	59.0	67.7	70.1	65.9↓	68.4↓	
	Night Time	62.4	73.7	59.7	66.4	59.7	66.1	69.7	77.7	63.1	59.4	62.7	71.3	62↓	67↓	
Ajmer	Kutchery Road, Ajmer (Residential)	Day Time	—	—	—	—	62.2	73.0	63.6	75.4	77.2	79.2	74.7	72.2	72.7↓	74.5↑
		Night Time	—	—	—	—	56.9	72.3	59.5	75.7	71.2	76.0	65.0	76.4	65.8↑	78.5↑
Bhilwara	Near C-209, Azad Nagar, Bhilwara (Residential)	Day Time	—	—	—	—	—	—	67.0	84.4	56.4	69.1	70.5	88.5	51.6↓	61.9↓
		Night Time	—	—	—	—	—	—	64.8	89.8	50.4	66.9	69.9	93.0	49.2↓	58.2↓
	Near Kumbha Circle, Azad Nagar, Bhilwara (Commercial)	Day Time	—	—	—	—	69.4	75.6	67.3	83.8	78.6	77.3	65.6	73.4	70.8↑	75.9↑
		Night Time	—	—	—	—	57.8	70.0	62.2	83.6	66.6	76.7	67.6	78.7	66.5↓	73.5↓
Pali	Near M/s Maharaja Shree Umed Mills, Pali (Residential)	Day Time	65.4	80.0	51.6	67.5	71.6	90.0	63.9	74.4	62.4	68.7	92.1	68.8	68.1↓	74.9↑
		Night Time	52.8	76.6	55.7	62.2	53.5	93.7	56.2	81.6	61.8	66.2	65.5	64.6	59.7↓	65.6↑
	Surajpol, Near Townhall, Pali (Commercial)	Day Time	—	—	—	—	69.7	74.3	69.7	88.4	65.5	68.9	95.1	70.0	68.6↓	68.8↓
		Night Time	—	—	—	—	58.8	60.4	64.1	70.3	71.6	68.6	67.2	64.7	57.2↓	77.9↑
	Govt. Bangur Hospital, Pali (Silence)	Day Time	—	—	—	—	63.8	75.6	48.7	66.6	51.9	67.3	65.3	67.4	68.6↑	77.7↑
		Night Time	—	—	—	—	53.4	70.5	45.8	54.4	50.1	64.6	62.6	68.5	75↑	55.9↓
Bikaner	Junagarh, Bikaner (Commercial)	Day Time	78.8	76.2	74.8	78.9	75.6	77.5	74.6	78.4	70.7	76.2	71.6	77.3	71.8↑	72.9↓
		Night Time	71.6	76.7	73.6	82.0	68.8	81.1	68.3	85.4	69.4	79.8	68.9	80.9	66.9↓	72.3↓
Jodhpur	Mahamandir, Jodhpur (Residential)	Day Time	73.4	77.7	64.8	90.4	70.4	79.7	73.6	78.2	66.7	80.4	64.8	77.3	63.1↓	65.6↓
		Night Time	72.1	77.4	59.1	76.5	62.6	86.8	61.4	82.1	66.7	82.9	61.4	80.5	62.7↑	86.2↑
	Shastri	Day Time	64.0	71.4	69.1	76.4	65.0	87.4	69.4	71.0	65.7	81.7	65.5	76.7	65.3↓	66.1↓



	Nagar Police Station, Jodhpur (Commercial)	Night Time	66.4	73.7	64.1	75.7	65.4	83.6	58.2	75.0	62.2	76.3	60.2	85.1	60.6↑	69↓
Kota	M.B.S. Hospital, Kota (Silence)	Day Time	53.3	64.1	70.8	73.1	61.4	62.8	66.3	64.5	68.7	63.6	67.7	74.0	67.2↓	74.0
		Night Time	51.1	60.4	44.8	55.4	61.0	67.0	69.8	65.8	73.4	60.4	71.3	75.2	60.4↓	74.6↓
	Dadawada (Residential)	Day Time	60.9	65.2	—	—	47.9	31.5	57.4	67.7	54.8	69.9	57.6	64.7	54.2↓	64.1↓
		Night Time	54.9	64.7	—	—	50.7	34.5	45.4	72.0	63.5	69.8	50.6	68.9	48.9↓	61.4↓
	Gumanpura (Commercial)	Day Time	—	—	—	—	67.1	86.8	67.2	79.3	68.5	82.5	71.1	80.2	70.3↓	76.9↓
		Night Time	—	—	—	—	63.0	82.8	64.3	75.5	63.5	82.0	65.9	89.4	66.9↑	76.5↓
Udaipur	Near Suraj Pole Gate, Udaipur (Commercial)	Day Time	66.9	82.6	76.9	80.1	75.1	87.0	77.8	87.9	80.7	72.0	77.7	83.2	76.2↓	79.3↓
		Night Time	68.4	86.8	72.7	77.3	64.0	85.9	73.3	83.5	76.2	83.2	65.9	83.5	65.3↓	70.6↓
	M.B. Hospital, Udaipur (Silence)	Day Time	60.5	64.0	58.2	67.0	63.6	73.9	69.7	78.5	70.2	69.2	69.2	69.7	70.2↑	69.8↑
		Night Time	52.9	67.8	58.7	75.1	65.3	65.0	68.1	67.9	58.6	64.3	61.2	67.6	62.9↑	72.6↑
	Amba Mata Scheme, Udaipur (Residential)	Day Time	67.2	74.0	63.4	71.9	72.4	72.6	66.6	72.1	77.3	76.6	67.6	78.9	71.1↑	72.5↓
		Night Time	68.0	83.0	63.5	90.5	71.3	79.0	59.1	75.0	61.8	72.0	70.7	77.9	67.7↓	72.9↓
Alwar	Kala Kuan, Alwar (Residential)	Day Time	67.3	80.8	63.6	76.1	59.4	76.9	66.2	79.9	65.5	76.3	65.7	85.3	51.7↓	78.4↓
		Night Time	47.2	84.2	55.7	75.3	51.4	71.1	53.3	66.0	53.0	46.9	55.1	94.8	50.4↓	76.2↓
	General Hospital, Alwar (Silence)	Day Time	—	—	—	—	62.2	79.2	57.6	76.3	61.0	67.9	61.1	72.6	64.1↑	74.8↑
		Night Time	—	—	—	—	54.2	65.7	55.6	69.6	58.3	67.6	60.3	48.9	52.1↓	45.6↓
	Ashiana Garden Society, Bhiwadi (Residential)	Day Time	—	—	—	—	—	—	58.2	81.1	57.8	81.8	63.5	79.4	64.3↑	71.8↓
		Night Time	—	—	—	—	—	—	49.8	73.5	55.5	82.2	48.6	58.4	54.5↑	52.5↓
Star Hospital, Bhiwadi (Silent)	Day Time	—	—	—	—	—	—	71.4	78.2	63.2	75.9	61.0	73.6	58.3↓	68.5↓	
	Night Time	—	—	—	—	—	—	68.3	69.3	57.6	68.8	54.8	69.2	55↑	66.1↓	
Sikar	Shivsinghpura Housing Board, Nawalgarh Road, Sikar (Residential)	Day Time	—	—	—	—	59.8	69.7	62.6	68.6	58.9	72.3	60.2	72.7	53.6↓	57.5↓
		Night Time	—	—	—	—	54.0	61.5	50.9	61.5	47.3	66.0	56.6	66.5	45.2↓	51.5↓
Chittorgarh	Public Park, Chittorgarh (Commercial)	Day Time	—	—	—	—	70.2	76.9	66.5	75.7	66.3	78.2	63.4	76.1	61.3↓	61.6↓
		Night Time	—	—	—	—	64.7	80.5	62.9	79.2	68.6	83.8	60.6	79.3	56.6↓	64.3↓
	Near Home Guard Office, Kumbha Nagar, Chittorgarh (Residential)	Day Time	—	—	—	—	73.9	79.1	67.3	84.6	67.9	79.0	61.4	79.4	66.4↑	70.2↓
		Night Time	—	—	—	—	55.1	82.2	61.6	82.1	58.1	87.9	56.6	82.0	55.2↓	69.2↓
Bharatpur	Regional Office, RSPCB, Bharatpur (Residential)	Day Time	—	—	—	—	—	—	—	—	65.3	69.9	61.6	71.0	63↑	66.2↓
		Night Time	—	—	—	—	—	—	—	—	—	62.5	71.3	57.8	69.5	57.1↓
Balotra	Maheshwari Bhawan, Near IInd Railway Crossing, Balotra (Residential)	Day Time	—	—	—	—	—	—	56.5	72.8	62.3	74.4	60.6	73.9	53.7↓	69.5↓
		Night Time	—	—	—	—	—	—	—	42.0	53.4	46.2	61.5	53.1	78.8	47.4↓